

...mehr Sicherheit!

DURCH

Gasdruck-
STOSSDÄMPFER

beste Bodenhaftung

höchste Kurvenstabilität

erhöhter Fahrkomfort

BILSTEIN



BILSTEIN Klassik-Programm 2011

Version 03.2011

BILSTEIN[®]



Mit BILSTEIN 6 x Weltmeister.

6 world champions with BILSTEIN.

Avec BILSTEIN 6 x Champion du Monde.

6 veces Campeón Mundial con BILSTEIN.

Mit den 6 Weltmeister-Titeln in 1986 hat BILSTEIN erneut Maßstäbe gesetzt.

Dies ist Beweis für die ständige Herausforderung, der wir uns im Motorsport immer wieder stellen, aber auch Beweis für die Qualität unserer Stoßdämpfer.


With 6 world championship titles in 1986 BILSTEIN have set new standards.

This is not only convincing proof of the quality of our shock absorbers but also demonstrates our wholehearted commitment to motorsport.

Six titres au Championnat du Monde en 1986 – BILSTEIN encore une fois indicateur de direction.

Ce qui prouve que BILSTEIN accepte le challenge permanent de la compétition. Cela fait en même temps preuve de la qualité de nos amortisseurs.


Con el sexto título del mundo en 1986, ha puesto



Alain Prost,
Weltmeister Formel 1



McLaren MP 4/2 C TAG Turbo Porsche



Rothmans Porsche 962 C



Derek Bell, Sport-Prototypen Weltmeister



Ballye Weltmeister (Marken),
Peugeot 205 Turbo 16



Sport-Prototypen Weltmeister (Team), Brun Porsche 962C




Ballye Weltmeister (Fahrer),
Juha Kankkunen



VW Golf GTi, Gruppe A, Weltmeister

BILSTEIN de nuevo altas cotas.

Esta es la demostración para un desafío constante, que nosotros siempre nos proponemos en la competición deportiva del motor. Pero también demostración para la calidad de nuestros amortiguadores.



Kenneth Eriksson



Peter Diekmann

Sieger fahren BILSTEIN.

**Winners drive BILSTEIN.
Les vainqueurs roulent avec BILSTEIN.
Los campeones conducen con BILSTEIN.**

Herausragende Einzelerfolge und Meistertitel, die 1986 und '87 unter Mithilfe des BILSTEIN-Motor-Sport-Service errungen wurden.

Outstanding individual victories and championship titles achieved in 1986 and 1987 with the support of the BILSTEIN Motorsport Service.

Des succès particuliers et des titres de championnats gagnés en 1986 et '87 à l'aide du service compétition BILSTEIN.

Se consiguieron sobresalientes éxitos y el título de campeón, ya que contaban en 1986 en '87 con la colaboración y ayuda del servicio deportivo del motor BILSTEIN.



**NASCAR Winston Cup/USA,
Dale Earnhardt,
Wrangler Chevrolet**

Porsche 944 Turbo Cup, Joachim Winkelhock, Porsche 944 Turbo



Walter Röhrl, Portugal 1982



Walter Röhrl, 2-facher Rallye Weltmeister



Europameisterschaft Tourenwagen (Marken), Toyota



Opel Junior Cup, Helmut Kreis, Opel Corsa



**Europameisterschaft
Tourenwagen (Fahrer)
Roberto Ravaglia, BMW 635 CSi Schnitzer**

**BILSTEIN
erfolgreich im
Motorsport
1980/81**

Unter Mithilfe des BILSTEIN-Motorsport-Service wurden 1980 und 1981 u.a. folgende Meistertitel mit BILSTEIN-Gasdruck-Federbeinen und Gasdruck-Stoßdämpfern gewonnen:

Marken-Weltmeisterschaft 1980
World Endurance Championship for Markes 1980
Championnat du Monde d' Endurance des Constructeurs 1980

Lancia/I



Marken-Weltmeister '81: Lancia

Langstrecken-Fahrer-Weltmeisterschaft 1980
World Endurance Championship for drivers 1980
Championnat du Monde d'Endurance pour Pilotes 1980
John Paul sen./USA, Porsche Turbo 935

Rallye-Weltmeisterschaft 1980
World Rally Championship for Markes 1980
Championnat du Monde des Rallyes pour Marques 1980
Fiat Abarth

Rallye-Weltmeister 1980
World Championship for Rallye Drivers 1980
Championnat du Monde des Conducteurs de Rallyes 1980
Walter Röhrl/Christian Geistdörfer/D, Fiat 131 Abarth

Europameisterschaft für Tourenwagen 1980
European Championship for touring cars 1980
Championnat d'Europe des Voitures de Tourisme 1980
Audi 80

Europameisterschaft für Tourenwagen-Fahrer 1980
European Championship for touring drivers 1980
Championnat d'Europe pour Pilotes de Tourisme 1980
Helmut Kelleners/Siggi Müller jr./BMW 320 Eggenberger

**BILSTEIN
racing
successes
1980/81**

With the support of the BILSTEIN Racing Service the following championships amongst others using BILSTEIN Gas Pressure Struts and Gas Pressure Shock Absorbers were won:

**BILSTEIN
palmarès
1980/81**

Avec l' assistance de BILSTEIN-Motorsport-Service entre autres les championnats suivants étaient gagnés en utilisant les amortisseurs et jambes de suspension BILSTEIN à pression de gaz:

Europa-Rallye-Cross-Meisterschaft für Fahrer 1980
European Rallyecross Championship for Drivers 1980
Championnat d'Europe de Rallye-Cross pour Pilotes 1980
Division I/Per Inge Walfridsson/S, Volvo 343
Division II/Ole Arnesson/S, Porsche 911 SC

Deutsche Rennsport-Meisterschaft 1980
Hans Heyer, Lancia Beta Montecarlo Turbo GS

Deutsche Rallye-Meisterschaft 1980
Achim Warmbold, Toyota Celica

IMSA GTO Championship/USA 1980
Charles Mendez, Porsche Carrera RS

IMSA Kelly Girl Challenge/USA 1980
Gene Felton, Chevrolet-Nova

SCCA Trans-Am-Championship/USA 1980
John Bauer, Porsche 911 SC

SCCA D-Production National Championship USA 1980
Doc Bundy, Porsche 924

SCCA Rabbit/BILSTEIN-Cup/USA 1980
Gary Benson, VW-Rabbit

SCORE off-Road Champion/USA 1980
Malcolm Smith, VW-Special

Marken-Weltmeisterschaft 1981
World Endurance Championship for Markes 1981
Championnat du Monde d'Endurance des Constructeurs 1981

Lancia/I



Rallye-Weltmeisterschaft '81: Frequelin/Todt, Talbot Lotus

**BILSTEIN fue
un gran éxito
en el deporte
del automovi-
lismo en los
años 1980/81**

Bajo el apoyo del servicio de motorsport-BILSTEIN, se consiguieron durante el año 1980 con amortiguadores y sistema mcpherson a gas BILSTEIN, los siguientes títulos:

Deutsche Rennsport-Meisterschaft 1981

Klaus Ludwig/D, Ford Zakspeed Turbo Capri

IMSA Camel GT Series 1981

Brian Redman/GB, Lola T 600 Chevrolet



Deutscher Rennsportmeister '81:
Klaus Ludwig, Ford Zakspeed Turbo Capri

Spektakuläre Einzelerfolge 1981 Spectacular individual successes 1981 Succés individuel sensationnel 1981 Espectaculares exitos en solitario del año 1981

Jacky Ickx/Derek Bell, Porsche Turbo 936, Sieger der "24 Heures Du Mans '81".

Ford Escort RS des David Sutton-Teams zum 3. Mal Sieger der Rallye Akropolis/Gr., zum 2. Mal mit dem Team Ari Vatanen/Dave Richards.

Hubert Auriol/F, auf BMW R 80 GS, Sieger der "Rallye Paris-Dakar '81".

Hans-Joachim Stuck/D, Sieger im "German Race of Champions um die BILSTEIN-Trophy" vor Alan Jones/Aus, in Diepholz, auf Ford Escort XR 3.



Ickx/Bell, Porsche Turbo 936, Sieger 24 Stunden von Le Mans 1981



German Race of Champions '81: Hans-Joachim Stuck



BILSTEIN-Motorsport-Service-Bus

Unser Motorsportservice steht Ihnen in Fahrge- stellfragen für die Ein- sätze in den verschie- denen Motorsportberei- chen, insbesondere un- ter Berücksichtigung der neuen Motorsportgeset- ze ab 1982, auf Anfrage geme zur Verfügung.

Our Racing Service will only be too pleased to advise you on all suspen- sion questions raised in the various spheres of motor racing, particu- larly in respect of the new racing regulations coming into force in 1982.

Notre service motorsport est à votre disposition de vous conseiller aux questions de châssis pour des compétitions aux régions de motor- sport differants, surtout sous considération les lois nouvelles de 1982.

Nuestro servicio de mo- torsport está gustosa- mente a su disposición, en cuanto a consultar sobre acoplamientos de chasis en los diferen- tes grupos y campos del au- tomovilismo, conside- rando las nuevas normas vigentes a partir de año 1982.

Mit BILSTEIN erfolgreich.

Herausragende Einzelerfolge und Meistertitel, die 1987 und '88 unter Mithilfe des BILSTEIN-Motorsport-Service errungen wurden.

Dies ist Beweis für die ständige Herausforderung, der wir uns im Motorsport immer wieder stellen, aber auch Beweis für die Qualität unserer Stoßdämpfer.



Rallye Weltmeister 87, (Fahrer) Juha Kankkunen.



Rallye Weltmeister 87/88 (Marken) Lancia Delta Integrale.

Pave the way to success with BILSTEIN.

Outstanding individual victories and championship titles achieved in 1987 and 1988 with the support of the BILSTEIN Motorsport-Service.

This is not only convincing proof of the quality of our shock absorbers but also demonstrates our wholehearted commitment to motorsport.

Avec BILSTEIN vers le succès.


Des succès particuliers et des titres de championnats gagnés en 1987 et '88 à l'aide du service compétition BILSTEIN.

Ce qui prouve que BILSTEIN accepte le challenge permanent de la compétition. Cela fait en même temps preuve de la qualité de nos amortisseurs.

Eficaz con BILSTEIN.

Se consiguieron sobresalientes éxitos y el título de campeón, ya que contaban en 1987 en '88 con la colaboración y ayuda del servicio deportivo del motor BILSTEIN.

Esta es la demostración para un desafío constante, que nosotros siempre nos proponemos en la competición deportiva del motor. Pero también demostración para la calidad de nuestros amortiguadores.




Sieger Würth Super Cup '87, Porsche 962 C, Hans J. Stuck.

„Gutes Handling und Sicherheit meines Fahrzeuges sind zwingend notwendig. Ich fahre BILSTEIN.“

„Good handling and safety are the major demands for my driving of a car. That's why I drive BILSTEIN.“





Nelson Piquet, Lotus Honda. Camel Team Lotus Honda 100 T.

Sarturo Nakajima, Lotus Honda. Camel Team Lotus Honda exklusiver Partner mit dem elektronisch verstellbaren BILSTEIN-Kostal-System in der Formel I Weltmeisterschaft '88.



Tourenwagen Weltmeister '87 (Marken), Ford Sierra Cosworth Eggenberger.

Toyota Supra in der Rallye Weltmeisterschaft '88.

NASCAR Winston Cup/USA, Sieger '87 Dale Earnhardt, Wrangler Chevrolet.



Roberto Ravaglia, Tourenwagen Weltmeister '87 (Fahrer), BMW M3 Schnitzer.



Int. Deutscher Tourenwagen Meister '87, BMW M3 Zakspeed, Eric van de Poel.



Sieger Paris-Dakar '88, Peugeot 205 GTI Turbo 16 mit Kankkunen/Piironen.




Start Porsche-944-Turbo-Cup, ADAC-Eifelrennen '88.



CHRISTOPHE BOUCHUT **BILSTEIN**



WALTER RÖHRL **BILSTEIN**



CHRISTIAN GEISTDÖRFER




RÜDIGER FAUSTMANN

BILSTEIN



HARALD GROHS
Internationaler Rennfahrer

BILSTEIN



MIKA HAKKINEN
Marlboro McLaren, Formel 1

BILSTEIN



JACKY ICKX
Erfolgreichster Sportwagenpilot der Welt **BILSTEIN**



NIKI LAUDA
Weltmeister Formel 1 '84
Mc Laren MP4/2 TAG-Turbo **BILSTEIN**



NICOLA LARINI
Alfa Romeo,
Deutscher Tourenwagenmeister '93 **BILSTEIN**



MARCO WERNER **BILSTEIN**

BILSTEIN B1

Das perfekt abgestimmte Zubehör.



Die Produktvorteile auf einen Blick:

- Alle Teile maßgenau auf unsere BILSTEIN-Stoßdämpfer abgestimmt
- Breites Stützlagerprogramm für nahezu alle Autotypen
- Original-BILSTEIN-Service Teile in gewohnt hoher Erstausrüster-Qualität

BILSTEIN B1

Perfectly tailored accessories.



The product benefits at a glance:

- All components designed to suit our BILSTEIN shock absorbers, down to the last detail
- Wide range of support bearings for almost every type of car
- Original BILSTEIN service parts with the high level of OEM quality that is expected from us



BILSTEIN B2

Gutes ist so einfach.



Die Produktvorteile auf einen Blick:

- Ausschließlich geprüfte Erstausrüster-Qualität
- Preisgünstige Alternative auf höchstem Niveau
- Technologietransfer aus der Serienfertigung

BILSTEIN B2

This is how simple quality can be.



The product benefits at a glance:

- Only tested OEM quality is provided
- A favourably priced alternative at the highest level
- Technology transfer from series production



BILSTEIN B3

In Sachen Qualität die Stärksten.



Die Produktvorteile auf einen Blick:

- Innovative technische Ausführungen wie Pigtail-Enden, Minibloc-Formen oder Kraftmittelpunkt-design
- Hochwertige Chrom-Vanadium- oder Chrom-Silizium-Stähle für extrem hohe Bruchsicherheit
- Nach Umformungsprozess warmgesetzt zur Vermeidung von Höhenverlusten
- Sorgfältige Oberflächenverdichtung und -beschichtung für lange Lebensdauer
- Kompromisslose Erstausrüster-Qualität

BILSTEIN B3

If you're looking for quality, look no further.



The product benefits at a glance:

- Innovative technical designs, such as Pigtail ends, Minibloc forms and central force design
- High-quality chrome vanadium or chrome silicone steel for an extremely high level of break resistance
- Seated after forming process to prevent heat losses
- Careful surface compression and coating for a long service life
- Uncompromising OEM quality



BILSTEIN B4 Leistung unter Druck.



Die Produktvorteile auf einen Blick:

- Konstante Dämpfungskraft unter jeder Last
- Hohe Leistungsreserven für maximale Sicherheit
- Fahrgefühl wie am ersten Tag
- Höchste Erstausrüster-Qualität
- BILSTEIN-Gasdrucktechnologie

BILSTEIN B4 Power under pressure.



The product benefits at a glance:

- Constant damping power under any load
- High power reserves for maximum safety
- Drive as though it's the first time, every time
- High OEM quality
- BILSTEIN gas pressure technology



BILSTEIN B6

Leistung, die Sie spüren.



Die Produktvorteile auf einen Blick:

- Höhere Leistungsreserven und höhere Lebensdauer auch im Transporter- und Anhängerbetrieb oder bei häufigen Fahrten mit Beladung
- Optimale Bodenhaftung und erhöhte Spurstabilität im Alltag und in Extremsituationen
- Spürbares Plus an Sicherheit und Sportlichkeit ohne zusätzlichen Federwechsel (Verwendung der Serienfeder möglich)
- BILSTEIN-Gasdrucktechnologie
- BILSTEIN-Einrohr-/Upside-Down-Technik made in Germany
- Im BILSTEIN-Fahrversuch individuell abgestimmt
- Keine TÜV-Eintragung notwendig

BILSTEIN-TECHNOLOGY tested on
NÜRBURGRING-NORDSCHLEIFE



BILSTEIN B6

Performance you can feel.



The product benefits at a glance:

- Increased power reserves and service life, even when pulling transporters and trailers or during frequent journeys with loads
- Optimum adhesion and enhanced lane change stability in both day-to-day and extreme situations
- Marked improvement in safety and performance without additional spring changes (standard springs can be used)
- BILSTEIN gas pressure technology
- BILSTEIN mono-tube/Upside-Down technology, made in Germany
- Road and track tested by BILSTEIN for fine tuning
- No German TÜV registration required

BILSTEIN-TECHNOLOGY tested on
NÜRBURGRING-NORDSCHLEIFE



BILSTEIN B8

Leistung, die Sie spüren und sehen.



Die Produktvorteile auf einen Blick:

- Einkürzter Hochleistungsdämpfer für nahezu alle Tieferlegungs-Federsätze und Serien-Sportfahrwerke
- Sportlicher Auftritt mit hohem Komfortpotential
- Spürbares Plus an Sicherheit und Sportlichkeit mit zusätzlichen Federwechsel (Tieferlegung)
- Präziseres Handling und optimierte Fahrzeugkontrolle
- BILSTEIN-Gasdrucktechnologie
- BILSTEIN-Einrohr-/Upside-Down-Technik made in Germany
- Im BILSTEIN-Fahrversuch individuell abgestimmt

BILSTEIN-TECHNOLOGY tested on
NÜRBURGRING-NORDSCHLEIFE



BILSTEIN B8

Performance you can feel and see.



The product benefits at a glance:


- Shortened high-performance shock absorbers for virtually every lowering spring set and series production sport vehicles
- Sports settings with high level of comfort
- Marked improvement in safety and performance with additional spring changes (lowering)
- Precision handling and optimised vehicle control
- BILSTEIN gas pressure technology
- BILSTEIN mono-tube/Upside-Down technology, made in Germany
- Road and track tested by BILSTEIN for fine tuning

BILSTEIN-TECHNOLOGY tested on
NÜRBURGRING-NORDSCHLEIFE



Motorsport/Individualfahrwerk Motor Sport/Individual Chassis

Der erste Schritt aufs Treppchen.
The first step on the journey.



BILSTEIN-TECHNOLOGY tested on
NÜRBURGRING-NORDSCHLEIFE



Vorbereitung ist alles! Wenn die Technik im Motorsport versagt, fährt einem die Konkurrenz davon. Mit BILSTEIN steht ein Technologiepartner an Ihrer Seite, der das Unmögliche möglich macht; Sie ganz nach vorne bringt. Für engagierte Motorsportteams und Privatfahrer, die erfolgreich sein wollen, sind BILSTEIN Motorsport- und Individualfahrwerke erste Wahl.

Wir sind Ihr kompetenter Partner im Offroad-, Rallye- und Motorsport und bieten Ihnen Lösungen für alle Anwendungen.

In the world of motor sport, preparation is everything! If you aren't equipped with the latest technology, the competition will leave you behind. Choosing BILSTEIN motorsport suspension means choosing the latest technology. For committed motor sports teams and individual drivers who wish to excel, BILSTEIN motor sports and individual suspensions are the only choice.

BILSTEIN have motorsport suspension solutions for all Off Road, Rally and Motor Sport applications.

Leistungsspektrum. Service performance.

- Sicht- und Dichtigkeitsprüfung
- Setup prüfen
- Setup ändern
- Rebound einsetzen / entfernen
- Kolbenstange kürzen
- Rohrkörper kürzen
- Nuten stechen
- Sonder- und Einzelanfertigungen



BILSTEIN-Original Serienteil
BILSTEIN original serial part



Einsatz Innenteil
Tube insert
34-612200 (Porsche 911)



Komplettes Achsbein
Complete suspension
35-003922 (Porsche 911)

- Visual inspection and pressure test
- Check setup
- Modify setup
- Add / remove rebound
- Shorten piston rod
- Shorten tube
- Stab notches
- Custom- and individual-production

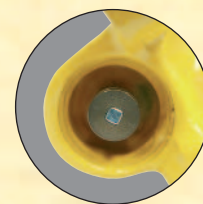
Alteil zur Anlieferung
Used part to delivery



Alteil nach Überarbeitung
Used part after revision

Höhenverstellung per Gewinde
Adjustment of height by thread

BILSTEIN-Einrohr-/Upside-Down-Technik
BILSTEIN mono-tube/Upside-Down technology



9-fache Dämpfungskraftverstellung,
parallel in Zug- und Druckstufe
9-force damping-adjustment,
simultaneous in compression and rebound

Tradition verpflichtet. Tradition is an obligation.



Als August BILSTEIN 1873 im westfälischen Altenvoerde den Grundstein für die Innovationsschmiede BILSTEIN legte, ahnte noch niemand, welcher großen Einfluss die Produkte aus dem Hause BILSTEIN eines Tages auf den Fahrkomfort, die Fahrsicherheit und die Fahrdynamik des Automobils haben sollten.

Beginnend mit der Produktion von AUBI-Fensterbeschlägen richtete sich das Unternehmen ab 1928 mit Innovationen für die Automobilindustrie neu aus. Die weltweit erste Produktion von verchromten Stoßstangen und Seitenwagenhebern waren die Vorboten für die Weltsensation die folgen sollte: 1954 hatte August BILSTEIN erkannt, welches Potenzial in der Idee des französischen Professors Bourcier de Carbon steckte. Es galt, die physikalisch bedingten Nachteile der herkömmlichen Teleskopstoßdämpfer auszuschalten, den Dämpfer leichter, leistungsfähiger und in jeder Lage einbaubar zu machen.

Mit immensm Entwicklungsaufwand und erheblichen Investitionen wurde dieses hochgesteckte Ziel erreicht: die Entwicklung des serienreifen BILSTEIN-Einrohr-Gasdruck-Stoßdämpfers.

Die Mercedes-Benz AG war der erste Automobilhersteller, der den Gasdruck-Stoßdämpfer 1957 in einem Serienfahrzeug verbaute.

Bis heute setzt die leistungsfähige BILSTEIN-Technologie Maßstäbe und findet ihren Einsatz in allen hochwertigen und leistungsstarken Automobilen – weltweit!

When August Bilstein laid the foundation for innovation leader BILSTEIN in Altenvoerde in 1873, no-one could have foreseen the huge impact the products from BILSTEIN would one day have on driving comfort, safety and driving dynamics of the car.

Starting with the production of AUBI window fittings, the company realigned its strategy in 1928 by introducing innovations for the automotive industry. The world's first production chrome-plated car bumpers and sidecar jacks was the forerunner of the global sensation that was to come: in 1954 August Bilstein recognised the potential embodied in the ideas of the French Professor Bourcier de Carbon. The objective was to eliminate the physically induced disadvantages associated with conventional telescopic shock absorbers, to make the shock absorber lighter, improve performance and design it so it could be fitted in any position.

This ambitious goal was achieved by way of an enormous development outlay and considerable investment: the series production BILSTEIN mono-tube gas pressure shock absorber was the result.

In 1957, Mercedes-Benz AG became the first car maker to fit the gas pressure shock absorber to a series production vehicle.

BILSTEIN's superior technology continues to set standards right up to the present day, and is to be found in all premium, high-performance cars, worldwide!

BILSTEIN-Shock-Finder

Alle Produkte auf einen Blick.

All products at a glance.

PORSCHE				
PORSCHE BOXSTER (987)				
B6	2.7, 2.9, S 3.2, S 3.4	35-122180	35-122197	ohne PASM
	11/04 - 176 -228 kW			
B6 DTC	2.7, 2.9, S 3.2, S 3.4	31-122139	31-122146	mit PASM
	11/04 - 176 -228 kW			
B8	2.7, 2.9, S 3.2, S 3.4	35-122203	35-122210	ohne PASM
	11/04 - 176 -228 kW			

Produktprogramm Product range
 Fahrzeughersteller Vehicle manufacturer
 Fahrzeugtyp und -modell Vehicle type and model
 Baujahr Year
 Motorisierung Engine
 Bestellnummer Part Number
 Vorderachse Front axle
 Befestigungsart Type of mounting
 Hinterachse Rear axle
 Hinweise Note

Neue BILSTEIN-Artikelnummer

Zum 1.1.2011 führte BILSTEIN ein neues Nummernsystem ein.

Die neuen Artikelnummern sind numerisch aufgebaut und haben folgendes Format: XX-XXXXXX.

New BILSTEIN product numbers

BILSTEIN has introduced a new numbering system on 01/01/2011.

The new product numbers comprise numerical digits in the following format: XX-XXXXXX.


Befestigungsart Type of fastening

z. B. Stift oben / Auge unten
e.g. pin top / eye bottom



Aufhängung oben Top mounting

Aufhängung unten Lower mounting



- Auge Eye
- Bodenstück Base piece
- McPherson- Federbein
McPherson strut
- Gabel Yoke
- Schelle Clip
- Stift Pin
- Sonderausführung
Special version

vorne links front left

vorne rechts front right

hinten links rear left

hinten rechts rear right

Anbauteil Accessory

Lenkungs­dämpfer Steering damper

VA Vorderachse Front axle

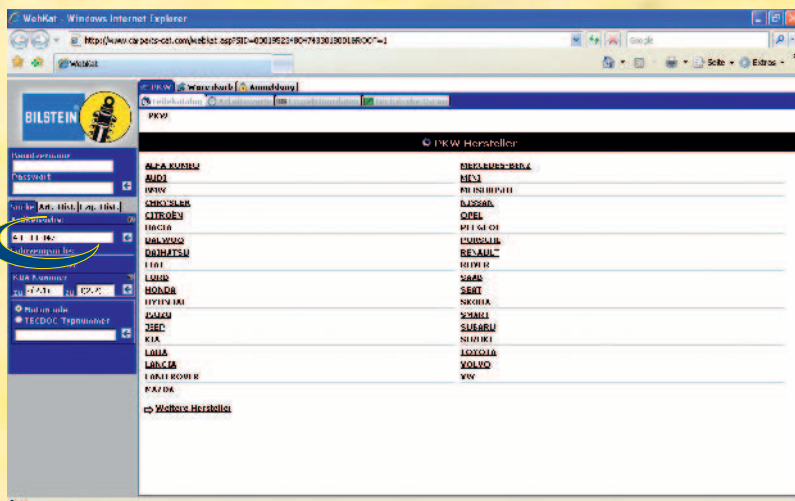
HA Hinterachse Rear axle

i. V. in Vorbereitung in preparation

Aktuelle Gutachten zum Download. Current certificates for download.

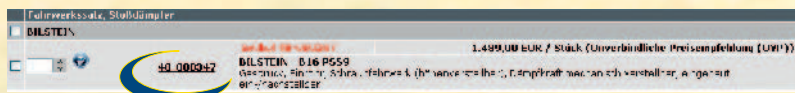
Alle aktuellen Gutachten können im Internet unter <http://katalog.bilstein.de> im PDF Format aufgerufen werden.

All of the current certificates can be called up in the pdf format in the internet under <http://katalog.bilstein.de>.



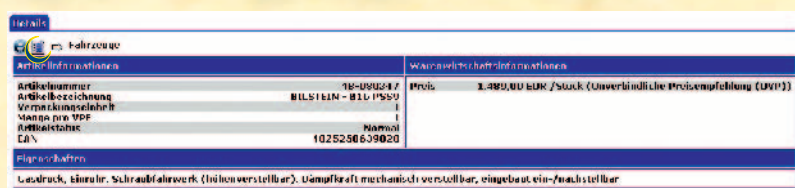
1. Nach Aufrufen der Seiten katalog.bilstein.de geben Sie in das Feld „Artikelsuche“ die Artikelnummer ein. In unserem Beispiel „48-080347“.

After loading the web page, insert the part number into the “look up box” eg. 48-080347.






2. Der gefundene Artikel wird angezeigt. Klicken Sie einmal auf die Artikelnummer.




When the part number appears click on it.














3. Mit einem Klick auf den Link „Gutachten“ öffnen Sie das gewünschte Dokument. Hierfür muss ein Adobe Acrobat Reader® installiert sein.




Select “certificate” and a PDF document will appear. Please note you will need to have Adobe Acrobat Reader® installed on your system to display the PDF.

				
ALFA ROMEO				
ALFA ROMEO 1750-2000				
B6 Sport	1.7, 1750, 2000 03/68 - 12/83 80 -97 kW	24-004633 $\frac{1}{\circ}$	24-004732 $\frac{1}{\dagger}$	
ALFA ROMEO ALFASUD (901)				
MS	1.2, 1.2 ti, 1.3, 1.3 SC/ti Super, 1.3 Super, 1.3 ti, 1.5 ti, 1.5 ti Sprint 01/79 - 12/84 44 -77 kW		24-004626 $\frac{1}{\dagger}$	HA: Schnellreparaturservice .; Alteilrückgabe erforderlich !
ALFA ROMEO ALFETTA (116)				
B4	1.6, 1.8, 2.0, 2.0 TD, 2.4 TD 07/74 - 12/84 60 -97 kW	19-019567 $\frac{1}{\dagger}$	19-019574 $\frac{1}{\dagger}$	
B6 Sport	1.6, 1.8, 2.0, 2.0 TD 07/74 - 12/84 60 -97 kW	24-004657 $\frac{1}{\dagger}$	24-004756 $\frac{1}{\dagger}$	
ALFA ROMEO ALFETTA GT (116)				
B4	1.6, 1.8, 2.0 01/74 - 12/84 79 -96 kW	19-019567 $\frac{1}{\dagger}$	19-019574 $\frac{1}{\dagger}$	
B6 Sport	1.6, 1.8, 2.0 01/74 - 12/84 79 -96 kW	24-004657 $\frac{1}{\dagger}$	24-004756 $\frac{1}{\dagger}$	
ALFA ROMEO GIULIA				
B6 Sport	1300 Super, 1300 TI, 1600 Super 06/64 - 12/78 62 -76 kW	24-004633 $\frac{1}{\circ}$	24-004732 $\frac{1}{\dagger}$	
ALFA ROMEO GIULIA GT				
B6 Sport	1300 Super, 1600 Super 01/74 - 12/78 64 -76 kW	24-004633 $\frac{1}{\circ}$	24-004732 $\frac{1}{\dagger}$	
ALFA ROMEO GIULIETTA (116)				
B4	1.3, 1.6, 1.8, 1.8 Turbo, 2.0, 2.0 TD, 2.0 Turbo 10/77 - 06/84 61 -125 kW	19-019567 $\frac{1}{\dagger}$	19-019574 $\frac{1}{\dagger}$	
B6 Sport	1.3, 1.6, 1.8, 1.8 Turbo, 2.0, 2.0 Turbo 10/77 - 06/84 66 -125 kW	24-004657 $\frac{1}{\dagger}$	24-004756 $\frac{1}{\dagger}$	
ALFA ROMEO GT				
B6 Sport	1.7, 1300 Junior, 1600, A 1600, V 1750, V 2000 01/67 - 12/77 64 -96 kW	24-004633 $\frac{1}{\circ}$	24-004732 $\frac{1}{\dagger}$	
ALFA ROMEO GTA Coupe				
B6 Sport	1.3 Junior 05/68 - 12/76 81 -117 kW	24-004633 $\frac{1}{\circ}$	24-004732 $\frac{1}{\dagger}$	
ALFA ROMEO GTV (116)				
B6 Sport	2.0 07/78 - 01/86 94 -96 kW	24-004657 $\frac{1}{\dagger}$	24-004756 $\frac{1}{\dagger}$	
ALFA ROMEO MONTREAL				
B6 Sport	2.6 12/72 - 03/79 143 kW	24-004633 $\frac{1}{\circ}$	24-004732 $\frac{1}{\dagger}$	

				
ALFA ROMEO				
ALFA ROMEO SPIDER (105)				
B6 Sport	1.7, 1300, 1600, 1750, 2000 01/67 - 12/77 64 -96 kW	24-004633 $\frac{1}{\circ}$	24-004732 $\frac{1}{\ddagger}$	
ALFA ROMEO SPIDER (115)				
B6 Sport	1600, 2.0, 2000, 2000 Veloce 01/74 - 12/93 76 -93 kW	24-004633 $\frac{1}{\circ}$	24-004732 $\frac{1}{\ddagger}$	
AUDI				
AUDI 50 (86)				
B1	0.8, 1.1, 1.3 08/74 - 07/78 25 -44 kW	12-117383		
B3	0.8, 1.1, 1.3 08/74 - 07/78 25 -44 kW	36-134151	36-131051	
B4	0.8, 1.1, 1.3 08/74 - 07/78 25 -44 kW	21-030345 \ddagger	19-019642 $\frac{1}{\circ}$ 11-101390 $\frac{1}{\text{SP}}$	
B6 Sport	0.8, 1.1, 1.3 08/74 - 07/78 25 -44 kW	34-000175 \ddagger	24-181495 $\frac{1}{\circ}$	
B8	0.8, 1.1, 1.3 08/74 - 07/78 25 -44 kW	34-030011 \ddagger	24-016193 $\frac{1}{\circ}$	
AUDI 60				
B6 Sport	1.5 09/68 - 08/72 40 -48 kW	24-181853 $\frac{1}{\circ}$	$\frac{1}{\circ}$	
AUDI 80 (80, 82, B1)				
B2	1.3, 1.5, 1.6 05/72 - 07/78 40 -63 kW	16-031296 \ddagger 11-101307 $\frac{1}{\text{SP}}$		Standardfahrwerk VA: Øa: 50 mm
B3	1.3, 1.5, 1.6 05/72 - 07/78 40 -63 kW	36-160372	36-160327	
B4	1.3, 1.5, 1.6, 1.6 GT 05/72 - 07/78 40 -74 kW	21-030406 \ddagger 11-101307 $\frac{1}{\text{SP}}$	19-019581 $\frac{1}{\circ}$	Standardfahrwerk VA: Øa: 50 mm
B6 Sport	1.3, 1.5, 1.6, 1.6 GT, 1.6 GTE 05/72 - 07/78 40 -81 kW	34-030059 \ddagger		VA: Øa: 50 mm
AUDI 80 (81, 85, B2)				
B1	1.3, 1.6, 1.6 D, 1.6 GLE, 1.6 TD, 1.8, 1.8 CC quattro, 1.8 GTE, 1.8 GTE quattro, 1.9 CD-5S, 2.0, 2.0 quattro, 2.2, 2.2 quattro 08/78 - 07/84 40 -100 kW	12-116768		VA: Dicke: 37 mm; Øi: 14 mm; mit Kugellager
B1	1.3, 1.6, 1.6 D, 1.6 GLE, 1.6 TD, 1.8, 1.8 CC quattro, 1.8 GTE, 1.8 GTE quattro, 1.9 CD-5S, 2.0, 2.0 quattro, 2.2, 2.2 quattro 08/78 - 07/84 40 -100 kW	12-117475		VA: Dicke: 41 mm; Øi: 14 mm
B2	1.3, 1.6, 1.6 D, 1.6 GLE, 1.6 TD, 1.8, 1.9 CD-5S, 2.0, 2.2 08/78 - 07/83 40 -85 kW	16-031296 \ddagger 11-101307 $\frac{1}{\text{SP}}$	15-062185 $\frac{1}{\circ}$	Standardfahrwerk VA: Øa: 50 mm
B3	1.3 09/78 - 07/86 40 -44 kW	36-134298	36-130979	

				
AUDI				
AUDI 80 (81, 85, B2)				
B3	1.3, 1.6, 1.6 D, 1.6 TD, 1.8, 1.8 GTE 08/78 - 08/86 40 -82 kW	36-160341	36-160310	Verstärkte Ausführung .
B3	1.6, 1.6 D, 1.6 GLE, 1.8, 1.8 GTE 08/78 - 08/86 40 -82 kW	36-130962	36-130979	Standardfahrwerk
B4	1.3, 1.6, 1.6 D, 1.6 GLE, 1.6 TD, 1.8, 1.9 CD-5S, 2.0, 2.2 08/78 - 07/83 40 -85 kW	21-030406 ↓ 11-101307 SP	19-019680 ♂	Standardfahrwerk VA: Øa: 50 mm
B6 Sport	1.3, 1.6, 1.6 D, 1.6 GLE, 1.6 TD, 1.8, 1.8 GTE, 2.0, 2.2 09/79 - 07/83 40 -85 kW	34-030059 ↓	24-020510 ♂	VA: Øa: 50 mm
B8	1.3, 1.6, 1.6 D, 1.6 GLE, 1.6 TD, 1.8, 1.8 GTE, 2.0, 2.2 09/79 - 07/83 40 -85 kW	34-030066 ↓	24-020503 ♂	VA: Øa: 50 mm
AUDI 100 (C1)				
B3	1.6, 1.8 10/70 - 07/76 59 -66 kW			Baumuster: S; Standardfahrwerk
B3	1.8 LS 10/70 - 07/76 74 kW	36-160280		Baumuster: LS; Standardfahrwerk
B6 Sport	1.6, 1.8, 1.8 LS, 1.9 GL 08/73 - 08/75 63 -82 kW	24-632539 ♂	24-632560 ♂	
B6 Sport	1.6, 1.8 LS, 1.9 GL 09/75 - 07/76 63 -82 kW	24-632614 ♂	24-632560 ♂	
B6 Sport	1.8, 1.8 LS, 1.9 GL 11/68 - 07/73 59 -82 kW		24-001359 ♂	
MS	1.8, 1.8 LS, 1.9 GL 07/73 - 07/76 63 -82 kW	24-632539 ♂	24-632621 ♂	
AUDI 100 Coupe (C1)				
B3	1.9 10/70 - 12/76 82 -85 kW			Baumuster: S; Standardfahrwerk
B3	1.9 10/70 - 12/76 82 -85 kW	36-160280		Baumuster: LS; Standardfahrwerk
B6 Sport	1.9 07/70 - 07/73 82 -85 kW	24-632164	24-632157	
AUDI 100 (43, C2)				
B1	1.6, 1.9, 2.0 D, 2.1 01/80 - 07/82 51 -100 kW	12-117321		ohne Sportfahrwerk
B2	1.6, 1.9, 2.0 D 08/76 - 07/82 51 -74 kW	16-031289 ↓ 11-103943 SP		Standardfahrwerk
B3	1.6 07/79 - 07/81 63 kW	36-133109	36-133093	Standardfahrwerk
B3	1.6, 1.9, 2.0, 2.0 D, 2.1 06/76 - 07/82 51 -100 kW		36-160259	Verstärkte Ausführung .
B3	1.9, 2.1 07/79 - 07/81 74 -100 kW	36-130757	36-133093	Standardfahrwerk
B3	2.0 D 07/79 - 07/81 51 kW	36-133086	36-133093	Standardfahrwerk

				
AUDI				
AUDI 100 (43, C2)				
B4	1.6, 1.9, 2.0, 2.0 D, 2.1 06/76 - 07/82 51 -100 kW	21-030390 ↓ 11-103943 	19-019697 ↓ 11-101413 	Standardfahrwerk
B6 Sport	1.6, 1.9, 2.0 D, 2.1 08/79 - 07/82 51 -100 kW	34-003701 ↓	24-001335 ↓	
B6 Sport	1.6, 2.0, 2.1 06/76 - 07/79 63 -100 kW	34-003701 ↓	24-001328 ↓	
AUDI 100 Avant (43, C2)				
B1	1.6, 1.9, 2.0, 2.0 D, 2.1 01/80 - 02/83 51 -100 kW	12-117321		ohne Sportfahrwerk
B3	1.6, 2.0, 2.1 07/77 - 07/79 63 -85 kW	36-160242	36-133093	Baumuster: L, GL
B3	1.6, 1.9, 2.0 D, 2.1 07/77 - 02/83 51 -85 kW		36-160259	Verstärkte Ausführung .
B3	1.6, 1.9, 2.0, 2.1 08/79 - 02/83 63 -100 kW	36-133109	36-133093	Baumuster: L, GL
B3	2.0, 2.1 07/77 - 07/79 85 -100 kW	36-160273	36-133093	Baumuster: S, LS, GLS
B3	2.0, 2.0 D, 2.1 07/77 - 07/79 51 -100 kW	36-160266	36-133093	Baumuster: 5E, 5S, L5E, Diesel
B3	2.0, 2.1 08/79 - 02/83 85 -100 kW	36-130757	36-133093	Baumuster: GLS, 5-Zyl.
B3	2.0, 2.1 07/77 - 02/83 85 -100 kW		36-160259	Verstärkte Ausführung .
B3	2.0 D 08/79 - 02/83 51 kW	36-133086	36-133093	
B4	1.6, 1.9, 2.0, 2.0 D, 2.1 07/77 - 02/83 51 -100 kW	21-030390 ↓ 11-103943 	19-019697 ↓ 11-101413 	Standardfahrwerk
B6 Sport	1.6, 2.0, 2.0 D, 2.1 07/77 - 07/79 51 -100 kW	34-003701 ↓	24-001328 ↓	
B6 Sport	1.6, 1.9, 2.0, 2.0 D, 2.1 08/79 - 02/83 51 -100 kW	34-003701 ↓	24-001335 ↓	
AUDI 200 (43)				
B1	2.1 5 E, 2.1 5 T 01/80 - 09/82 100 -125 kW	12-117321		
B3	2.1 5 E 10/79 - 09/82 100 kW	36-130757	36-133116	
B3	2.1 5 E 10/79 - 09/82 100 kW		36-130726	Verstärkte Ausführung .
B3	2.1 5 T 10/79 - 08/82 125 kW	36-133086		
B3	2.1 5 T 10/79 - 08/82 125 kW	36-130757		Verstärkte Ausführung .
B4	2.1 5 E, 2.1 5 T 10/79 - 09/82 100 -125 kW	21-030390 ↓ 11-103943 	19-020150 ↓	Standardfahrwerk

			
AUDI			
AUDI 200 (43)			
B6 Sport	2.1 5 E, 2.1 5 T 10/79 - 09/82 100 -125 kW	34-003701 †	24-015769 †
B8	2.1 5 E, 2.1 5 T 10/79 - 09/82 100 -125 kW	34-003695 †	24-015738 †

AUSTIN			
AUSTIN MINI MK I			
B6 Sport	1.3, 1000, 1000 Mayfair, 1000 Mayfair Sport, 1100 Special, 1275 GT, 850 01/67 - 08/81 25 -53 kW	24-181464 †	24-181471 †





















AUSTIN MINI			
B6 Sport	0.9, 1.3 09/69 - 10/85 25 -48 kW	24-181464 †	24-181471 †

AUSTIN-HEALEY			
AUSTIN-HEALEY AUSTIN-HEALEY			
B6 Sport	3000 Sport MK.III 01/59 - 12/64 110 kW	24-025768 †	24-025775 †
B6 Sport	3000 Sport MK.III, Sprite MK.III, Sprite MK.IV 03/64 - 10/71 41 -110 kW	24-126724 †	24-126731 †




AUTOBIANCHI			
AUTOBIANCHI A 112			
B4	0.9, 0.9 E, 0.9 Junior, 1.0 Abarth, 1.0 E,Elite,LX CH-Nr. - 12/85 31 -51 kW	22-040848 †	22-040824 † CH.Nr.: 47201 ->
B6 Sport	0.9, 0.9 E, 0.9 Junior, 1.0 E,Elite,LX 10/69 - 12/85 31 -35 kW		34-000427 † HA: Schnellreparaturservice .; Alteilrückgabe erforderlich .




AUTO UNION			
AUTO UNION MUNGA			
B6 Offroad	F 91/4, F 91/6, F 91/8 03/57 - 06/69 32 kW	24-000321 †	HA: Kenngröße: 280/100

BMW			
BMW 3 (E21)			
B3	316, 318 08/75 - 01/77 66 -72 kW	36-159741	36-159819
B3	316, 318 08/75 - 01/77 66 -72 kW		36-159635 Verstärkte Ausführung .
B3	316, 318, 318 i 01/77 - 01/81 66 -77 kW	36-159710	36-159819
B3	316, 318, 318 i 01/77 - 08/82 66 -77 kW	36-159741	36-159635 Verstärkte Ausführung .
















				
BMW				
BMW 3 (E21)				
B3	316, 318 i 01/81 - 08/82 66 -77 kW	36-159727	36-159819	
B3	320, 320 i 06/75 - 01/80 80 -92 kW	36-159741	36-159819	
B3	320, 320 i, 320/6, 323 i 06/75 - 08/82 80 -105 kW		36-159635 Verstärkte Ausführung .	
B3	320/6, 323 i 09/77 - 01/81 90 -105 kW	36-159741	36-159819	
B3	320/6, 323 i 01/81 - 08/82 90 -105 kW		36-159819	
B4	315, 316, 318, 318 i, 320, 320 i, 320/6 09/77 - 03/84 55 -92 kW	21-030420 	19-019802  11-101345 	Standardfahrwerk
B4	318 i 11/79 - 08/82 77 kW	19-019567 		
B4	323 i 01/78 - 08/82 105 kW		19-019802  11-101345 	ohne M-Technik
B6 Sport	315, 316, 318, 318 i, 320, 320 i, 320/6 09/77 - 03/84 55 -92 kW	34-001219 	24-006125 	
B6 Sport	320, 320/6, 323 i 08/75 - 08/82 80 -105 kW	34-002230 	24-006125 	Sportfahrwerk
BMW 5 (E12)				
B3	518, 518i, 520, 520 i, 520/6, 525, 528, 528 i 08/73 - 08/81 66 -135 kW		36-153930	
B3	518, 518i, 520, 520 i 08/72 - 08/81 66 -96 kW		36-159765	Verstärkte Ausführung .
B3	520/6 09/77 - 01/79 90 kW		36-159765	Verstärkte Ausführung .
B3	520/6 01/79 - 05/81 90 kW	36-159826	36-159765	Verstärkte Ausführung .
B3	525, 528 08/73 - 01/79 107 -125 kW	36-159826	36-159765	Verstärkte Ausführung .
B3	525 01/79 - 05/81 110 kW		36-159765	Verstärkte Ausführung .
B3	528 i 04/77 - 05/81 130 -135 kW	36-159826	36-159765	Verstärkte Ausführung .
B6 Sport	518 07/74 - 08/76 66 -80 kW	34-000243 	24-007306 	-> CH.Nr.: 4652701
B6 Sport	518 09/76 - 05/81 66 -80 kW	34-003268 	24-007306 	CH.Nr.: 4652702 ->
B6 Sport	518 CH-Nr. - 08/76 66 -80 kW	34-000243 	24-007306 	CH.Nr.: 3825065 ->; Baumuster: 518 L
B6 Sport	518, 518i, 520/6 09/76 - 08/81 66 -92 kW	34-003268 	24-007306 	CH.Nr.: 3825066 ->; Baumuster: 518 L
B6 Sport	520 08/72 - 08/76 85 kW	34-000243 	24-007306 	-> CH.Nr.: 4405050; Baumuster: 520- RL



				
BMW				
BMW 5 (E12)				
B6 Sport	520 09/76 - 08/77 85 kW	34-003268 †	24-007306 ½	CH.Nr.: 4405051 ->; Baumuster: 520- RL
B6 Sport	520 08/72 - 08/76 85 kW	34-000243 †	24-007306 ½	-> CH.Nr.: 4420496; Baumuster: 520 A
B6 Sport	520 09/76 - 08/77 85 kW	34-003268 †	24-007306 ½	CH.Nr.: 4420497 ->; Baumuster: 520 A
B6 Sport	520 08/72 - 08/76 85 kW	34-000243 †	24-007306 ½	-> CH.Nr.: 4435033; Baumuster: 520 A- RL
B6 Sport	520 09/76 - 08/77 85 kW	34-003268 †	24-007306 ½	CH.Nr.: 4435034 ->; Baumuster: 520 A- RL
B6 Sport	520 08/72 - 08/76 85 kW	34-000243 †	24-007306 ½	-> CH.Nr.: 5352904
B6 Sport	520 09/76 - 08/77 85 kW	34-003268 †	24-007306 ½	CH.Nr.: 5352905 ->
B6 Sport	520 i 08/72 - 08/76 92 -96 kW	34-000243 †	24-007306 ½	-> CH.Nr.: 4445049; Baumuster: 520i - RL
B6 Sport	520 i 09/76 - 05/77 92 kW	34-003268 †	24-007306 ½	CH.Nr.: 4445050 ->; Baumuster: 520i - RL
B6 Sport	520 i 08/72 - 08/76 92 -96 kW	34-000243 †	24-007306 ½	-> CH.Nr.: 4460553
B6 Sport	520 i 09/76 - 05/77 92 kW	34-003268 †	24-007306 ½	CH.Nr.: 4460554 ->
B6 Sport	525 08/73 - 08/76 107 -110 kW	34-000243 †	24-007306 ½	-> CH.Nr.: 4505038; Baumuster: 525- RL
B6 Sport	525 09/76 - 05/81 107 -110 kW	34-003268 †	24-007306 ½	CH.Nr.: 4505039 ->; Baumuster: 525- RL
B6 Sport	525 08/73 - 08/76 107 -110 kW	34-000243 †	24-007306 ½	-> CH.Nr.: 4520679; Baumuster: 525 A
B6 Sport	525 09/76 - 05/81 107 -110 kW	34-003268 †	24-007306 ½	CH.Nr.: 4520680 ->; Baumuster: 525 A
B6 Sport	525 08/73 - 08/76 107 -110 kW	34-000243 †	24-007306 ½	-> CH.Nr.: 4535039; Baumuster: 525 A - RL
B6 Sport	525 09/76 - 05/81 107 -110 kW	34-003268 †	24-007306 ½	CH.Nr.: 4535040 ->; Baumuster: 525 A - RL
B6 Sport	525 08/73 - 08/76 107 -110 kW	34-000243 †	24-007306 ½	-> CH.Nr.: 4842122
B6 Sport	525 09/76 - 05/81 107 -110 kW	34-003268 †	24-007306 ½	CH.Nr.: 4842123 ->
B6 Sport	528 01/75 - 08/76 121 -125 kW	34-000243 †	24-007306 ½	-> CH.Nr.: 4730567; Baumuster: 528 A
B6 Sport	528 09/76 - 08/77 121 -125 kW	34-003268 †	24-007306 ½	CH.Nr.: 4730568 ->; Baumuster: 528 A
B6 Sport	528 01/75 - 08/76 121 -125 kW	34-000243 †	24-007306 ½	-> CH.Nr.: 4740067; Baumuster: 528 RL
B6 Sport	528, 528 i 09/76 - 05/81 121 -130 kW	34-003268 †	24-007306 ½	CH.Nr.: 4740068 ->; Baumuster: 528 RL
B6 Sport	528 01/75 - 08/76 121 -125 kW	34-000243 †	24-007306 ½	-> CH.Nr.: 4745034; Baumuster: 528 A - RL



				
BMW				
BMW 5 (E12)				
B6 Sport	528, 528 i 09/76 - 05/81 121 -130 kW	34-003268 ↓	24-007306 ♂	CH.Nr.: 4745035 ->; Baumuster: 528 A - RL
B6 Sport	528 01/75 - 08/76 121 -125 kW	34-000243 ↓	24-007306 ♂	-> CH.Nr.: 4771420
B6 Sport	528, 528 i 09/76 - 05/81 121 -135 kW	34-003268 ↓	24-007306 ♂	CH.Nr.: 4771421 ->
BMW 6 (E24)				
B3	628 CSi, 630 CS, 633 CSi, 635 CSi 01/79 - 01/82 135 -160 kW	36-159826	36-153930	
B3	628 CSi, 633 CSi, 635 CSi, 635i 01/82 - 10/89 135 -160 kW	36-159642	36-153961	
B3	630 CS, 633 CSi, 635 CSi 04/76 - 01/79 135 -160 kW	36-159659	36-153930	
B4	628 CSi, 633 CSi 06/82 - 08/87 135 -145 kW	21-030512 ↓ 11-101321 SP	19-020174 ♂ 11-101451 SP	
B6 Sport	628 CSi, 633 CSi, 635 CSi, 635i 12/79 - 05/82 135 -160 kW	34-002292 ↓	24-008020 ♂	Standardfahrwerk
B6 Sport	630 CS CH-Nr. - 08/79 135 -136 kW	34-002292 ↓	24-008020 ♂	CH.Nr.: 4361010 ->; Standardfahrwerk
B6 Sport	630 CS CH-Nr. - 08/79 135 -136 kW	34-002292 ↓	24-008020 ♂	CH.Nr.: 4365393 ->; Baumuster: 630 CS- A; Standardfahrwerk
B6 Sport	633 CSi CH-Nr. - 12/79 145 -147 kW	34-002292 ↓	24-008020 ♂	CH.Nr.: 3385372 ->; Baumuster: 633CSi- A; Standardfahrwerk
B6 Sport	633 CSi CH-Nr. - 12/79 145 -147 kW	34-002292 ↓	24-008020 ♂	CH.Nr.: 4376794 ->; Standardfahrwerk
B6 Sport	633 CSi CH-Nr. - 12/79 145 -147 kW	34-002292 ↓	24-008020 ♂	CH.Nr.: 4380054 ->; Baumuster: 633 CSI- RL; Standardfahrwerk
B6 Sport	633 CSi CH-Nr. - 12/79 145 -147 kW	34-002292 ↓	24-008020 ♂	CH.Nr.: 4390025 ->; Baumuster: 633 CSI- A- RL; Standardfahrwerk
BMW 7 (E23)				
B3	728, 728 i, 730, 732 i/733 i 05/77 - 01/79 125 -145 kW	36-159734	36-159703	
B3	728 i, 732 i/733 i, 735 i 01/79 - 01/82 135 -160 kW	36-159734	36-159772	
B3	728 i, 732 i/733 i, 735 i 01/79 - 01/82 135 -160 kW		36-153930	Verstärkte Ausführung .
B3	728 i, 735 i 01/82 - 08/86 135 -160 kW		36-159697	
B6 Sport	2.5, 3.4, 728 i, 735 i, 745 i 09/81 - 08/86 110 -185 kW	34-002315 ↓	24-007214 ♂	Standardfahrwerk
B6 Sport	728 i, 732 i/733 i, 735 i, 745 i 09/79 - 08/81 135 -185 kW	34-002315 ↓		Standardfahrwerk
BMW M1				
B6 Sport	3.5 05/79 - 05/83 204 kW	24-630016 ♂	24-001113 ♂	HA: Schnellreparaturservice .; Alteilrückgabe erforderlich .



				
BMW				
BMW 02 (E10)				
B3	1600/2, 1802, 2002 12/67 - 07/75 63 -74 kW	36-162994	36-162970	
B3	1600/2, 1802, 2002 12/67 - 07/75 63 -74 kW	36-162987	36-162956	Verstärkte Ausführung .
B6 Sport	1502 1.6, 1600 Ti, 1600/2, 1602, 1802, 2002, 2002 Ti, 2002 Tii, 2002 Turbo 01/74 - 07/77 55 -125 kW	34-000236 ↓	24-008037 ⚬	Baumuster: Komfort
B6 Sport	1502 1.6, 1600 Ti, 1600/2, 1602, 1802, 2002, 2002 Ti, 2002 Tii, 2002 Turbo 01/74 - 07/77 55 -125 kW	34-000250 ↓	24-001182 ⚬	Baumuster: Club Sport
MS	1502 1.6, 1600 Ti, 1600/2, 1602, 1802, 2002, 2002 Ti, 2002 Tii, 2002 Turbo 01/74 - 07/77 55 -125 kW	34-594520 ↓	24-604277 ⚬	Baumuster: Rennen HA: Kenngröße: 180/120
BMW 02 Touring (E6)				
B6 Sport	1600, 1802, 2002, 2002 Tii 01/71 - 07/75 63 -96 kW	34-000236 ↓	24-008037 ⚬	Baumuster: Komfort
B6 Sport	1600, 1802, 2002, 2002 Tii 01/71 - 07/75 63 -96 kW	34-000250 ↓	24-001182 ⚬	Baumuster: Club Sport
MS	1600, 1802, 2002, 2002 Tii 01/71 - 07/75 63 -96 kW	34-594520 ↓	24-604277 ⚬	Baumuster: Rennen HA: Kenngröße: 180/120
BMW 02 Cabriolet (E10)				
B6 Sport	1600-2, 2002 12/67 - 07/75 63 -74 kW	34-000236 ↓	24-008037 ⚬	Baumuster: Komfort
B6 Sport	1600-2, 2002 12/67 - 07/75 63 -74 kW	34-000250 ↓	24-001182 ⚬	Baumuster: Club Sport
MS	1600-2, 2002 12/67 - 07/75 63 -74 kW	34-594520 ↓	24-604277 ⚬	Baumuster: Rennen HA: Kenngröße: 180/120
BMW 1500-2000				
B6 Sport	1500, 1500 1.6, 1600, 1800, 1800 Ti 10/62 - 04/68 59 -96 kW	34-632192 ↓	24-632133 ⚬	
B6 Sport	2000, 2000 1.8, 2000 Ti / Tilux, 2000 Tii 01/66 - 11/72 66 -96 kW	34-632192 ↓	24-632140 ⚬	
BMW 2000-3.2 Coupe (E9)				
B6 Sport	2000 C/CA, 2000 CS 10/65 - 06/70 74 -88 kW	34-632192 ↓	24-632140 ⚬	
B6 Sport	2.5 CS, 2800 CS, 3.0 CS, 3.0 Csi, 3.2 CSL 01/74 - 03/76 110 -152 kW	34-000243 ↓	24-008136 ⚬	
BMW 2500-3.3 (E3)				
B3	2500 10/68 - 04/77 110 kW			Standardfahrwerk
B6 Sport	2500 10/68 - 08/76 110 kW	34-000243 ↓	24-008198 ⚬	-> CH.Nr.: 2072398
B6 Sport	2500 09/76 - 04/77 110 kW	34-003268 ↓	24-008198 ⚬	CH.Nr.: 2072399 ->



					
BMW					
BMW 2500-3.3 (E3)					
B6 Sport	2500 10/68 - 08/76 110 kW	34-000243 †	24-008198 ½	-> CH.Nr.: 2431043; Baumuster: 2500RL	
B6 Sport	2500 09/76 - 04/77 110 kW	34-003268 †	24-008198 ½	CH.Nr.: 2431044 ->; Baumuster: 2500RL	
B6 Sport	2500 10/68 - 08/76 110 kW	34-000243 †	24-008198 ½	-> CH.Nr.: 2453394; Baumuster: 2500A	
B6 Sport	2500 09/76 - 04/77 110 kW	34-003268 †	24-008198 ½	CH.Nr.: 2453395 ->; Baumuster: 2500A	
B6 Sport	2500 10/68 - 08/76 110 kW	34-000243 †	24-008198 ½	-> CH.Nr.: 2471068; Baumuster: 2500 A-RL	
B6 Sport	2500 09/76 - 04/77 110 kW	34-003268 †	24-008198 ½	CH.Nr.: 2471069 ->; Baumuster: 2500 A-RL	
B6 Sport	2.8 L 02/75 - 08/76 125 kW	34-000243 †	24-008198 ½	-> CH.Nr.: 3032933	
B6 Sport	2.8 L 09/76 - 04/77 125 kW	34-003268 †	24-008198 ½	CH.Nr.: 3032934 ->	
B6 Sport	2.8 L 02/75 - 08/76 125 kW	34-000243 †	24-008198 ½	-> CH.Nr.: 3041376; Baumuster: 2.8 L-A	
B6 Sport	2.8 L 09/76 - 04/77 125 kW	34-003268 †	24-008198 ½	CH.Nr.: 3041377 ->; Baumuster: 2.8 L-A	
B6 Sport	3.0 S 05/71 - 08/76 132 kW	34-000243 †	24-008198 ½	-> CH.Nr.: 3025744	
B6 Sport	3.0 S 09/76 - 04/77 132 kW	34-003268 †	24-008198 ½	CH.Nr.: 3025745 ->	
B6 Sport	3.0 L 02/75 - 08/76 132 kW	34-000243 †	24-008198 ½	-> CH.Nr.: 3052295	
B6 Sport	3.0 L 09/76 - 04/77 132 kW	34-003268 †	24-008198 ½	CH.Nr.: 3052296 ->	
B6 Sport	3.0 L 02/75 - 08/76 132 kW	34-000243 †	24-008198 ½	-> CH.Nr.: 3061613; Baumuster: 3.0 L-A	
B6 Sport	3.0 L 09/76 - 04/77 132 kW	34-003268 †	24-008198 ½	CH.Nr.: 3061614 ->; Baumuster: 3.0 L-A	
B6 Sport	3.0 L 02/75 - 08/76 132 kW	34-000243 †	24-008198 ½	-> CH.Nr.: 3075742; Baumuster: 3.0 L-A-RL	
B6 Sport	3.0 L 09/76 - 04/77 132 kW	34-003268 †	24-008198 ½	CH.Nr.: 3075743 ->; Baumuster: 3.0 L-A-RL	
B6 Sport	3.0 Si 07/71 - 08/76 143 -147 kW	34-000243 †	24-008198 ½	-> CH.Nr.: 3225207	
B6 Sport	3.0 Si 09/76 - 04/77 143 kW	34-003268 †	24-008198 ½	CH.Nr.: 3225208 ->	
B6 Sport	3.0 Si 07/71 - 08/76 143 -147 kW	34-000243 †	24-008198 ½	-> CH.Nr.: 3271251; Baumuster: 3.0 Si-RL	
B6 Sport	3.0 Si 09/76 - 04/77 143 kW	34-003268 †	24-008198 ½	CH.Nr.: 3271252 ->; Baumuster: 3.0 Si-RL	
B6 Sport	3.0 Si 07/71 - 08/76 143 -147 kW	34-000243 †	24-008198 ½	-> CH.Nr.: 3230468; Baumuster: 3.0 Si-A	
B6 Sport	3.0 Si 09/76 - 04/77 143 kW	34-003268 †	24-008198 ½	CH.Nr.: 3230469 ->; Baumuster: 3.0 Si-A	





			
BMW			
BMW 2500-3.3 (E3)			
B6 Sport	3.3 L 01/74 - 08/76 140 kW	34-000243 	24-008198  -> CH.Nr.: 3080409
B6 Sport	3.3 L CH-Nr. - 09/76 140 kW	34-003268 	24-008198  CH.Nr.: 3080410 ->
B6 Sport	3.3 L 01/74 - 08/76 140 kW	34-000243 	24-008198  -> CH.Nr.: 3090587; Baumuster: 3.3 L-A
B6 Sport	3.3 L CH-Nr. - 09/76 140 kW	34-003268 	24-008198  CH.Nr.: 3090588 ->; Baumuster: 3.3 L-A
B6 Sport	3.3 L 01/74 - 08/76 140 kW	34-000243 	24-008198  -> CH.Nr.: 3070171; Baumuster: 3.3 L-A-RL
B6 Sport	3.3 L CH-Nr. - 09/76 140 kW	34-003268 	24-008198  CH.Nr.: 3070172 ->; Baumuster: 3.3 L-A-RL



BUICK			
BUICK CENTURY Stufenheck			
B6 Sport	5.7 D 01/73 - 12/81 77 kW	24-009492 	24-009294 



BUICK CENTURY Kombi (A)			
B6 Sport	3.8 Special 10/77 - 12/80 78 kW	24-009492 	24-009294 

BUICK SKYLARK (N)			
B6 Sport	2.8 01/80 - 12/85 86 kW	35-132462 	24-010191 








CADILLAC			
CADILLAC FLEETWOOD			
B6 Sport	5.7 D 01/80 - 09/84 77 kW	24-011044 	24-009294  Heckantrieb

CHEVROLET			
CHEVROLET CAMARO '70			
B6 Sport	5.0 01/70 - 12/76 110 kW	24-029728 	24-001564 
B6 Sport	5.0 01/77 - 12/81 110 kW	24-011044 	24-001564 



CHEVROLET CAPRICE '70			
B6 Sport	5.0 01/70 - 12/83 112 kW	24-011044 	24-009294  Heckantrieb



CHEVROLET MONTE CARLO			
B6 Sport	3.8 01/73 - 12/88 83 kW	24-009492 	24-009294 



C
D


			
CHEVROLET			
CHEVROLET SUBURBAN			
B6 Offroad	5.7 D, 5.7 Tailgate 10/78 - 09/84 78 -123 kW	24-011853 	24-009331  Heckantrieb
B6 Offroad	5.7 D, 5.7 Tailgate 10/78 - 09/84 78 -123 kW	24-009232 	24-009331  Allrad




F


CITROËN			
CITROËN 2 CV			
MS	4, 6 03/63 - 10/85 12 -21 kW	24-175616 	24-175616 





DAIMLER			
DAIMLER 2.8 - 5.3			
B6 Sport	3.6, Double Six / Vanden 5.3, Double Six 5.3, Double Six H.E. 5.3, Sovereign 2.8, Sovereign 3.4, Sovereign 4.2 03/79 - 02/93 110 -217 kW	24-024457 	24-024464  ohne Niveauregulierung



DAIMLER COUPE			
B6 Sport	Double Six 5.3, Sovereign 4.2 09/73 - 12/77 127 -213 kW	24-024457 	24-024464  ohne Niveauregulierung




FIAT			
FIAT ARGENTA (132A)			
B4	1600, 1600 i.e., 2000, 2000 i.e., 2000 Volumex, 2500 Diesel, 2500 Turbodiesel 06/78 - 07/86 53 -99 kW		19-019291 

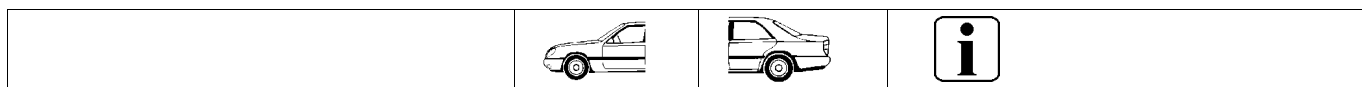
FIAT FIORINO (127)			
B4	1050, 900 10/77 - CH-Nr. 33 -37 kW	22-040817 	22-040824  -> CH.Nr.: 7017071
B4	1050, 900 CH-Nr. - 12/87 33 -37 kW	22-040800 	CH.Nr.: 7017072 ->

FIAT 124			
B6 Sport	1200, 1400 Special, 1500 Special, 1500 Special T, 1600 Special T 07/66 - 07/75 44 -70 kW		24-005586 

FIAT 125			
B6 Sport	1.6, 1.6 Special 07/67 - 03/74 66 -74 kW	24-005494 	
MS	1.6, 1.6 Special 07/67 - 03/74 66 -74 kW	24-577700 	24-577403 

FIAT 126			
B6 Sport	600, 650, 700 09/72 - 06/96 17 -22 kW	24-007405 	24-007504 

				
FIAT				
FIAT 126				
MS	600, 650, 700 09/72 - 06/96 17 -22 kW	24-577410 †		
FIAT 127				
B3	0.9, 1.0, 1.0 Sport, 1.3 Diesel, 1.3 Sport 06/71 - 12/86 29 -55 kW	36-160730		HA: mit Blattfederung
B4	0.9, 1.0, 1.0 Sport, 1.3 Diesel, 1.3 Sport 06/71 - 12/86 29 -55 kW	22-040817 †	22-040824 †	
B6 Sport	0.9, 1.0, 1.0 Sport, 1.3 Diesel, 1.3 Sport 06/71 - 12/86 29 -55 kW		34-000588 †	HA: Schnellreparaturservice .; Altteiltrückgabe erforderlich .
FIAT 127 Panorama				
B3	1.0, 1.3 Diesel 01/77 - 12/86 33 -37 kW	36-160730		HA: mit Blattfederung
B4	1.0, 1.3 Diesel 01/77 - 12/86 33 -37 kW	22-040817 †		
B6 Sport	1.0, 1.3 Diesel 01/77 - 12/86 33 -37 kW		34-000588 †	HA: Schnellreparaturservice .; Altteiltrückgabe erforderlich .
FIAT 128				
B4	1.1, 1.3 Sport 08/74 - 12/84 33 -44 kW	22-040800 †	22-040794 †	
B6 Sport	1.1, 1.3 Sport 08/74 - 12/84 33 -44 kW	34-000533 †	34-000540 †	VA: Schnellreparaturservice .; Altteiltrückgabe erforderlich . HA: Schnellreparaturservice .; Altteiltrückgabe erforderlich .
B6 Sport	1.3 Rally 09/71 - 02/76 49 kW	34-000557 †	34-000564 †	VA: Schnellreparaturservice .; Altteiltrückgabe erforderlich . HA: Schnellreparaturservice .; Altteiltrückgabe erforderlich .
FIAT 128 Familiare				
B4	1.1, 1.3 12/74 - 10/82 33 -44 kW	22-040800 †	22-040794 †	
FIAT 128 Coupe				
B4	1.1, 1.3, 1.3 Berlinetta 03/72 - 02/81 47 -55 kW	22-040800 †	22-040794 †	
B6 Sport	1.1, 1.3, 1.3 Berlinetta 03/72 - 02/81 47 -55 kW	34-000533 †	34-000540 †	VA: Schnellreparaturservice .; Altteiltrückgabe erforderlich . HA: Schnellreparaturservice .; Altteiltrückgabe erforderlich .
FIAT 132				
B3	1.6, 1.7 GLS, 1.7 Special, 2.0, 2.0 D, 2.0 GLS, 2.0 i.e., 2.5 D 01/76 - 12/82 44 -90 kW	36-160709	36-160709	
B4	1.6, 1.7 GLS, 1.7 Special, 2.0, 2.0 D, 2.0 GLS, 2.0 i.e., 2.5 D 01/76 - 12/82 44 -90 kW		19-019291 †	
B6 Sport	1.6, 1.7 GLS, 1.7 Special, 2.0, 2.0 D, 2.0 GLS, 2.0 i.e., 2.5 D 01/76 - 12/82 44 -90 kW	24-007412 †	24-007511 †	
FIAT 147				
B4	1.0, 1.3, 1.3 D, 1.3 Rallye, 1.4 10/76 - 12/95 33 -53 kW		22-040824 †	


FIAT
FIAT 147
FIAT 500

B6 Sport	0.5, 0.6 01/57 - 01/76 11 -13 kW	24-007405 †	24-007504 †	
----------	---	--------------------	--------------------	--

FORD
FORD CAPRI (ECJ)

B3	1300, 1600, 1600 GT 01/69 - 02/74 35 -65 kW	36-164110		HA: mit Blattfederung
B6 Sport	1300, 1500, 1700, 2000, 2300, 2600, 3000 01/72 - 02/74 35 -103 kW	34-001103 †		
B6 Sport	2600 RS 08/70 - 01/72 110 kW		24-007702 †	

FORD CAPRI II (GECF)

B6 Sport	1.3, 1.6, 2.0, 2.3, 3.0 02/74 - 12/77 40 -101 kW	34-001103 †		
----------	---	--------------------	--	--

FORD CAPRI III (GECF)

B6 Sport	1.3, 1.6, 2.0, 2.3 Super, 3.0 01/78 - 12/85 40 -101 kW	34-001103 †	24-007641 †	
----------	---	--------------------	--------------------	--

FORD ESCORT I (AFH, ATH)























B6 Sport	1.6, 1100, 1300, 1300 GT, Mexico, RS 1600, Twin Cam 03/68 - 08/73 29 -90 kW	34-000014 †	24-007733 †	
B6 Sport	1.6, 1100, 1300, 950, Mexico 09/73 - 10/75 25 -63 kW	34-000014 †	24-008723 †	

FORD ESCORT I Kombi (ADH)






B3	1100, 1300 06/68 - 02/76 29 -42 kW	36-181438		
----	---	------------------	--	--




FORD ESCORT II (ATH)




B3	1.1, 1.3 12/74 - 08/80 32 -51 kW	36-181438	36-129829	
B6 Sport	1.1, 1.3, 1.8 12/74 - 08/80 32 -115 kW	34-001011 †	24-008723 †	
B6 Sport	1.6 RS, 2.0 RS, 2.0 RS Heckantrieb, RS 1800 03/73 - 08/80 62 -92 kW		24-008723 †	
B6 Sport	2.0 RS 03/73 - 08/73 73 kW	34-000014 †	24-007733 †	
MS	1.6 RS, 2.0 RS, 2.0 RS Heckantrieb, RS 1800 03/73 - 08/80 62 -92 kW		24-008716 †	Baumuster: Rallye
MS	1.6 RS, 2.0 RS, 2.0 RS Heckantrieb, RS 1800 03/73 - 08/80 62 -92 kW		24-007672 †	Baumuster: Gruppe 4
MS	1.6 RS, 2.0 RS, 2.0 RS Heckantrieb, RS 1800 03/73 - 08/80 62 -92 kW		24-021906 †	Baumuster: Gruppe 4; Kenngröße: 220N /110N








				
FORD				
FORD ESCORT II Kombi				
B3	1.1, 1.3 04/75 - 07/81 32 -42 kW	36-159277	36-159321	
FORD FIESTA I (GFBT)				
B3	0.9, 1.1, 1.3 05/76 - 08/83 29 -49 kW	36-159260	36-164042	
B4	0.9, 1.1, 1.3 05/76 - 08/83 29 -49 kW	22-040770  11-101338 	22-040787 	
FORD FIESTA Kasten (WFVT)				
B6 Sport	1.0, 1.1 10/77 - 11/86 29 -39 kW	35-041283 		
FORD GRANADA (GU)				
B4	1.6, 1.7, 1.9 D, 2.0, 2.1 D, 2.3, 2.5 D, 2.8, 2.8 i 08/77 - 08/85 40 -118 kW		19-019499 	
FSO				
FSO 125P				
B6 Sport	1.3, 1.5 10/67 - 08/92 47 -55 kW	24-005494 		
FSO 125P Kombi				
B6 Sport	1.3, 1.5 10/67 - 08/92 47 -55 kW	24-005494 		
FSO 126P				
B6 Sport	0.6, 650 07/72 - 09/00 17 -22 kW	24-007405 	24-007504 	
FSO 127P				
B4	0.9 10/69 - 10/76 33 kW	22-040817 	22-040824 	
GAZ				
GAZ VOLGA (3102)				
B4	2.1 D, 2.3 D, 2.4 02/72 - 01/93 45 -77 kW	19-135304 	19-135311 	
B6 Sport	2.1 D, 2.3 D, 2.4 02/72 - 01/93 45 -77 kW	24-027717 	24-027724 	
GAZ VOLGA Kombi (3102)				
B4	2.1 D, 2.3 D, 2.4 02/72 - 01/93 45 -77 kW	19-135304 	19-135311 	
B6 Sport	2.1 D, 2.3 D, 2.4 02/72 - 01/93 45 -77 kW	24-027717 	24-027724 	








F
G




			
INNOCENTI			
INNOCENTI MINI			
B6 Sport	0.55, 0.65, 1.0, 1.3, 1.3 De Tomaso 08/76 - 01/95 23 -51 kW	24-181464 	24-181471 






JAGUAR			
JAGUAR XJ			
B4	12 5.3, 12 H.E., 2.8, 6 2.8, 6 3.4, 6 4.2, Sovereign V12 10/69 - 12/92 110 -217 kW		24-020909  ohne Niveauregulierung; Standardfahrwerk
B6 Sport	12 5.3, 12 H.E., 2.8, 6 2.8, 6 3.4, 6 4.2, Sovereign V12 10/69 - 12/92 110 -217 kW	24-024457 	24-024464  ohne Niveauregulierung



JEEP			
JEEP CJ5 - CJ8			
B6 Offroad	2.0, 2.1 D, 2.4 D, 2.5, 3.8, 4.2, 5.0 01/76 - 12/83 44 -89 kW	24-002509 	24-002608 
B6 Offroad	3.7, 3.8, 4.2, 5.0 01/66 - 12/75 74 -110 kW	24-002509 	


LADA			
LADA 1200-1500 Kombi			
B2	1200, 1300, 1500 09/73 - 06/85 44 -54 kW	15-064677 	15-064684 
B4	1200, 1300, 1500 09/73 - 06/85 44 -54 kW		19-064666 
B6 Sport	1200, 1300, 1500 09/73 - 06/85 44 -54 kW	24-004435 	24-004534 
B6 Sport	1200, 1300, 1500 09/73 - 06/85 44 -54 kW	24-004473 	24-004572  Baumuster: Rallye


LADA 1200-1600			
B2	1200 L/S, 1300, 1500, 1500 N/S, 1600, 1600 N/L 01/70 - 10/86 44 -58 kW	15-064677 	15-064684 
B4	1200 L/S, 1300, 1500, 1500 N/S, 1600, 1600 N/L 01/70 - 10/86 44 -58 kW		19-064666 
B6 Sport	1200 L/S, 1300, 1500, 1500 N/S, 1600, 1600 N/L 01/70 - 10/86 44 -58 kW	24-004435 	24-004534 
B6 Sport	1200 L/S, 1300, 1500, 1500 N/S, 1600, 1600 N/L 01/70 - 10/86 44 -58 kW	24-004473 	24-004572  Baumuster: Rallye



LADA NIVA (2121)			
B2	1600, 1700 i, 1700 i 4x4, 1900 Diesel 12/76 - 47 -60 kW	15-064677 	15-064684 
B4	1600, 1700 i, 1700 i 4x4, 1900 Diesel 12/76 - 47 -60 kW		19-064666 



			
LADA			
LADA NIVA (2121)			
B6 Offroad	1600, 1700 i, 1700 i 4x4, 1900 Diesel 12/76 - 47 -60 kW	24-004459 	24-004534 

LANCIA			
LANCIA A 112			
B4	0.9 Junior, 1.0 Abarth, 1.0 LX 03/78 - 12/86 29 -51 kW	22-040848 	22-040824 




LANCIA BETA (828_B_)			
B6 Sport	1300, 1400, 1600, 1800, 2000 08/73 - 07/82 61 -88 kW		34-000939  HA: Schnellreparaturservice .; Altteilerückgabe erforderlich .

LANCIA BETA H.P.E. (828BF)			
B6 Sport	1600, 2000, 2000 i.e., 2000 Volumex 05/76 - 09/84 74 -99 kW		34-000939  HA: Schnellreparaturservice .; Altteilerückgabe erforderlich .

MAZDA			
MAZDA 626 I (CB)			
B6 Sport	1.6, 2.0 05/79 - 05/82 55 -66 kW		24-003193 
B6 Sport	1.6, 2.0 05/79 - 05/82 55 -66 kW		24-001540  HA: straffere Einstellung

MAZDA 929 I (LA)			
B6 Sport	2.0 05/79 - 07/86 66 kW		24-003193 
B6 Sport	2.0 05/79 - 07/86 66 kW		24-001540  HA: straffere Einstellung




MERCEDES-BENZ			
MERCEDES-BENZ Stufenheck (W123)			
B3	200, 230, 230 E 02/76 - 12/85 62 -100 kW	36-133789	36-129737 Standardfahrwerk
B3	200, 200 D, 220 D, 230, 230 E, 240 D, 250, 280, 280 E, 300 D, 300 Turbo-D 01/76 - 07/85 40 -136 kW	36-154241	36-129737 Baumuster: TAXI
B3	200, 200 D, 220 D, 230, 230 E, 240 D 01/76 - 11/85 40 -100 kW	36-129713	36-129782 Verstärkte Ausführung .
B3	250, 280, 280 E 02/76 - 11/85 95 -136 kW	36-133796	36-129737 Standardfahrwerk
B3	250, 280, 280 E, 300 D, 300 Turbo-D 02/76 - 07/85 59 -136 kW	36-154241	36-129782 Verstärkte Ausführung .
B3	200 D, 220 D, 240 D 02/76 - 11/85 40 -53 kW	36-129720	36-129737 Standardfahrwerk
B3	300 D, 300 Turbo-D 02/76 - 07/85 59 -92 kW	36-129713	36-133819 Standardfahrwerk

			
MERCEDES-BENZ			
MERCEDES-BENZ Stufenheck (W123)			
B4	200, 200 D, 220 D, 230, 230 E, 240 D, 250, 280, 280 E, 300 D, 300 Turbo-D 01/76 - 07/85 40 -136 kW	24-007030 $\frac{1}{\circ}$ 18-002461 \ominus	24-007139 $\frac{1}{\text{m}}$ Standardfahrwerk
B4	200, 200 D, 220 D, 230, 230 E, 240 D, 250, 280, 280 E, 300 D, 300 Turbo-D 01/76 - 07/85 40 -136 kW	24-007047 $\frac{1}{\circ}$ 18-002461 \ominus	24-007146 $\frac{1}{\text{m}}$ Baumuster: Heavy Duty
B6 Sport	200, 200 D, 220 D, 230, 230 E, 240 D, 250, 280, 280 E, 300 D, 300 Turbo-D 01/76 - 07/85 40 -136 kW	24-005289 $\frac{1}{\circ}$ 18-002461 \ominus	24-005388 $\frac{1}{\text{m}}$ ohne Niveauregulierung




MERCEDES-BENZ KOMBI Kombi (S123)			
B3	200 T, 230 T, 230 TE, 240 T D 03/79 - 12/85 48 -100 kW	36-129713	Verstärkte Ausführung .
B3	250 T, 280 TE 09/77 - 11/85 95 -136 kW	36-133796	36-163786 HA: mit Niveauregulierung
B3	250 T, 280 TE, 300 T D, 300 T Turbo-D 09/77 - 11/85 59 -136 kW	36-129713	Verstärkte Ausführung .
B3	240 T D 09/77 - 12/85 48 -53 kW	36-129720	36-163786 HA: mit Niveauregulierung
B3	300 T D, 300 T Turbo-D 09/77 - 11/85 59 -92 kW	36-129713	36-163786 HA: mit Niveauregulierung




MERCEDES-BENZ COUPE (C123)			
B3	230 C, 230 CE 05/77 - 12/85 80 -100 kW	36-133789	36-129737
B3	230 C, 230 CE 05/77 - 12/85 80 -100 kW	36-129713	36-129782 Verstärkte Ausführung .
B3	280 C, 280 CE 03/77 - 11/85 115 -136 kW	36-133796	36-129737
B3	280 C, 280 CE, 300 C Turbo-D 03/77 - 07/85 92 -136 kW	36-154241	36-129782 Verstärkte Ausführung .
B4	230 C, 230 CE, 280 C, 280 CE, 300 C Turbo-D 03/77 - 07/85 80 -136 kW	24-007030 $\frac{1}{\circ}$ 18-002461 \ominus	24-007139 $\frac{1}{\text{m}}$ Standardfahrwerk
B4	230 C, 230 CE, 280 C, 280 CE, 300 C Turbo-D 03/77 - 07/85 80 -136 kW	24-007047 $\frac{1}{\circ}$ 18-002461 \ominus	24-007146 $\frac{1}{\text{m}}$ Baumuster: Heavy Duty
B6 Sport	230 C, 230 CE, 280 C, 280 CE, 300 C Turbo-D 03/77 - 07/85 80 -136 kW	24-005289 $\frac{1}{\circ}$ 18-002461 \ominus	24-005388 $\frac{1}{\text{m}}$ ohne Niveauregulierung

MERCEDES-BENZ S-KLASSE (W108, W109)			
B3	250 S, 250 SE, 280 S, 280 SE,SEL 01/66 - 08/72 96 -118 kW		36-159420
B3	280 SE,SEL 3.5 03/71 - 08/72 147 kW	36-159444	36-159420
B4	250 S, 250 SE, 280 S, 280 SE,SEL, 280 SE,SEL 3.5 01/66 - 08/72 96 -147 kW	24-005272 $\frac{1}{\circ}$ 18-002461 \ominus	24-005371 $\frac{1}{\circ}$
B4	300 SEL, 300 SEL 3.5, 300 SEL 6.3 01/68 - 08/72 118 -184 kW	24-005074 $\frac{1}{\circ}$ 18-002461 \ominus	24-005340 $\frac{1}{\circ}$

				
MERCEDES-BENZ				
MERCEDES-BENZ S-KLASSE (W116)				
B3	280 S, 280 SE,SEL 08/72 - 07/80 115 -136 kW	36-133826	36-129799	Standardfahrwerk
B3	280 S, 280 SE,SEL 08/72 - 07/80 115 -136 kW	36-133833	36-129744	Verstärkte Ausführung .
B3	350 SE,SEL, 4.5, 450 SE,SEL, 450 SEL 6.9 07/75 - 04/80 143 -210 kW	36-133833	36-129799	Standardfahrwerk
B3	350 SE,SEL, 4.5, 450 SE,SEL, 450 SEL 6.9 07/75 - 04/80 143 -210 kW	36-134533	36-129744	Verstärkte Ausführung .
B4	280 S, 280 SE,SEL, 350 SE,SEL, 4.5, 450 SE,SEL, 450 SEL 6.9 08/72 - 07/80 115 -210 kW	24-007061 $\frac{1}{\circ}$	24-011846 $\frac{1}{\square}$	Standardfahrwerk
B4	280 S, 280 SE,SEL, 350 SE,SEL, 4.5, 450 SE,SEL, 450 SEL 6.9 08/72 - 07/80 115 -210 kW	24-007054 $\frac{1}{\circ}$	24-005111 $\frac{1}{\square}$	Baumuster: Heavy Duty
MERCEDES-BENZ S-KLASSE (W126)				
B3	260 SE, 280 S, 280 SE,SEL, 3.8, 300 SE,SEL, 380 SE,SEL 12/79 - 06/91 115 -160 kW	36-133840	36-129799	Standardfahrwerk
B3	260 SE, 280 S, 280 SE,SEL, 3.8, 300 SE,SEL, 380 SE,SEL, 420 SE,SEL, 500 SE,SEL, 500 SE,SEL KAT, 560 SE,SEL 12/79 - 06/91 115 -220 kW		36-129744	Verstärkte Ausführung .
B4	260 SE, 280 S, 280 SE,SEL, 3.8, 300 SE,SEL, 380 SE,SEL, 420 SE,SEL, 500 SE,SEL, 500 SE,SEL KAT 12/79 - 06/91 115 -195 kW	24-011839 $\frac{1}{\circ}$	24-011846 $\frac{1}{\square}$	Standardfahrwerk
B4	260 SE, 280 S, 280 SE,SEL, 3.8, 300 SE,SEL, 380 SE,SEL, 420 SE,SEL, 500 SE,SEL, 500 SE,SEL KAT 12/79 - 06/91 115 -195 kW	24-005012 $\frac{1}{\circ}$	24-005111 $\frac{1}{\square}$	Baumuster: Heavy Duty; ohne Niveauregulierung
B8	260 SE, 280 S, 280 SE,SEL, 3.8, 300 SE,SEL, 380 SE,SEL, 420 SE,SEL, 500 SE,SEL, 500 SE,SEL KAT, 560 SE,SEL 12/79 - 06/91 115 -220 kW	24-015356 $\frac{1}{\circ}$	24-015363 $\frac{1}{\square}$	ohne Niveauregulierung
B12 PK	260 SE, 280 S, 280 SE,SEL, 300 SE,SEL, 380 SE,SEL 12/79 - 06/91 115 -160 kW	46-181398		siehe Gutachten; ohne Niveauregulierung; Federunterlage beachten VA: Tieferlegung lt. GA: 40-45 mm; Achslast bis: 1110 kg HA: Tieferlegung lt. GA: 30-35 mm; Achslast bis: 1160 kg
MERCEDES-BENZ SL Coupe (C107)				
B3	280 SLC 06/76 - 09/81 130 kW		36-129782	Standardfahrwerk
B3	280 SLC 08/74 - 09/81 136 kW		36-129782	Standardfahrwerk
B3	350 SLC 03/76 - 02/80 143 kW		36-129782	Standardfahrwerk
B3	350 SLC 01/72 - 02/76 147 kW		36-129782	Standardfahrwerk
B3	450 SLC, 450 SLC 5.0 01/73 - 02/80 160 -177 kW			Standardfahrwerk
B4	280 SLC, 350 SLC, 380 SLC, 450 SLC, 450 SLC 5.0 01/73 - 09/81 130 -177 kW	24-007078 $\frac{1}{\circ}$	24-005111 $\frac{1}{\square}$	ohne Niveauregulierung

M

				
MERCEDES-BENZ				
MERCEDES-BENZ SL (R107)				
B3	280 SL, 300 SL, 350 SL 05/71 - 08/89 130 -143 kW		36-129782	Standardfahrwerk
B3	450 SL 10/72 - 10/80 160 -165 kW			Standardfahrwerk
B4	280 SL, 350 SL, 380 SL, 450 SL, 500 SL 10/72 - 08/85 130 -177 kW	24-007078 $\frac{1}{\circ}$	24-005111 $\frac{1}{\square}$	ohne Niveauregulierung
MERCEDES-BENZ G-KLASSE (W460)				
B3	230 G, 230 GE, 240 GD, 250 GD, 280 GE, 300 GD 03/79 - 07/93 53 -115 kW	36-154210	36-129706	langer Radstand
B4	230 G, 230 GE, 240 GD, 250 GD, 280 GE, 300 GD 03/79 - 07/93 53 -115 kW	24-113366 $\frac{1}{\circ}$	24-113373 $\frac{1}{\circ}$	
B6 Offroad	230 G, 230 GE, 240 GD, 250 GD, 280 GE, 300 GD 03/79 - 12/90 53 -115 kW	24-005043 $\frac{1}{\circ}$	24-005142 $\frac{1}{\circ}$	
MERCEDES-BENZ PONTON (W120)				
B4	180, 180 D, 190 Db 01/57 - 12/62 32 -48 kW	24-000024 $\frac{1}{\circ}$	24-000123 $\frac{1}{\dagger}$	
MERCEDES-BENZ PONTON (W121)				
B4	190 b 06/59 - 12/61 59 kW	24-000024 $\frac{1}{\circ}$	24-000123 $\frac{1}{\dagger}$	
MERCEDES-BENZ PONTON (W180)				
B4	220 S 01/57 - 12/59 78 kW	24-000024 $\frac{1}{\circ}$	24-000123 $\frac{1}{\dagger}$	
MERCEDES-BENZ HECKFLOSSE (W110)				
B4	190 C, 190 DC, 200, 200 D, 230 04/61 - 12/67 40 -88 kW	24-005272 $\frac{1}{\circ}$ 18-002461 \ominus	24-005371 $\frac{1}{\circ}$	
MERCEDES-BENZ HECKFLOSSE (W111)				
B4	220 B, 220 SB, 220 SEB, 230 S 08/59 - 01/68 70 -88 kW	24-005272 $\frac{1}{\circ}$ 18-002461 \ominus	24-005371 $\frac{1}{\circ}$	
MERCEDES-BENZ COUPE (W111)				
B4	220 SEB, 250 SE, 280 SE, 280 SE 3.5 01/61 - 12/71 88 -147 kW	24-005272 $\frac{1}{\circ}$ 18-002461 \ominus	24-005371 $\frac{1}{\circ}$	
MERCEDES-BENZ CABRIOLET (W111)				
B4	280 SE 3.5 01/69 - 12/71 147 kW	24-005272 $\frac{1}{\circ}$ 18-002461 \ominus	24-005371 $\frac{1}{\circ}$	
MERCEDES-BENZ /8 (W115)				
B3	200 01/68 - 01/77 63 kW	36-133895	36-129737	Standardfahrwerk
B3	200, 200 D, 220, 220 D, 230.4, 240 D, 240 D 3.0 01/68 - 01/77 40 -81 kW	36-133833	36-129782	Verstärkte Ausführung .




				
MERCEDES-BENZ				
MERCEDES-BENZ /8 (W115)				
B3	200 01/68 - 01/77 70 kW	36-133895	36-129737	Standardfahrwerk
B3	220 01/68 - 07/73 66 kW	36-133895	36-129737	Standardfahrwerk
B3	220 01/68 - 07/73 77 kW	36-133895	36-129737	Standardfahrwerk
B3	230.4 08/73 - 12/76 81 kW	36-133895	36-129737	Standardfahrwerk
B3	200 D 01/68 - 01/77 40 kW	36-133895	36-129737	Standardfahrwerk
B3	220 D 01/68 - 01/77 44 kW	36-133895	36-129737	Standardfahrwerk
B3	240 D 08/73 - 01/77 48 kW	36-133895	36-129737	Standardfahrwerk
B3	240 D 3.0 08/74 - 11/76 59 kW		36-129737	Standardfahrwerk
B4	200, 200 D, 220, 220 D, 230.4, 240 D, 240 D 3.0 01/68 - 01/77 40 -81 kW	24-005258 $\frac{1}{\circ}$ 18-002461 \ominus	24-005357 $\frac{1}{\blacksquare}$	Standardfahrwerk
B4	200, 200 D, 220, 220 D, 230.4, 240 D, 240 D 3.0 01/71 - 01/77 40 -81 kW	24-005265 $\frac{1}{\circ}$ 18-002461 \ominus	24-005364 $\frac{1}{\blacksquare}$	Baumuster: Heavy Duty
MERCEDES-BENZ /8 (W114)				
B3	230.6 01/68 - 11/76 88 kW	36-133895	36-129737	Standardfahrwerk
B3	230.6, 280, 280 E 01/68 - 11/76 88 -136 kW	36-133833	36-129782	Verstärkte Ausführung .
B3	280, 280 E 06/72 - 11/76 118 -136 kW		36-129737	Standardfahrwerk
B4	230.6, 250, 250 2.8, 280, 280 E 01/68 - 11/76 85 -136 kW	24-005258 $\frac{1}{\circ}$ 18-002461 \ominus	24-005357 $\frac{1}{\blacksquare}$	Standardfahrwerk
B4	230.6, 250, 250 2.8, 280, 280 E 01/71 - 11/76 85 -136 kW	24-005265 $\frac{1}{\circ}$ 18-002461 \ominus	24-005364 $\frac{1}{\blacksquare}$	Baumuster: Heavy Duty
MERCEDES-BENZ /8 Coupe (W114)				
B4	250 C, 250 C 2.8, 250 CE, 280 C, 280 CE 04/69 - 01/77 96 -136 kW	24-005258 $\frac{1}{\circ}$ 18-002461 \ominus	24-005357 $\frac{1}{\blacksquare}$	Standardfahrwerk
B4	250 C, 250 C 2.8, 250 CE, 280 C, 280 CE 01/71 - 01/77 96 -136 kW	24-005265 $\frac{1}{\circ}$ 18-002461 \ominus	24-005364 $\frac{1}{\blacksquare}$	Baumuster: Heavy Duty
MERCEDES-BENZ PAGODE (W113)				
B4	230 SL, 250 SL, 280 SL 01/63 - 03/71 110 -125 kW	24-005296 $\frac{1}{\circ}$ 18-002461 \ominus	24-005395 $\frac{1}{\circ}$	
MERCEDES-BENZ PULLMANN				
B6 Sport	600 09/64 - 01/79 184 kW	24-005067 $\frac{1}{\circ}$	24-005166 $\frac{1}{\circ}$	VA: Schnellreparaturservice .; Alteilrückgabe erforderlich . HA: Schnellreparaturservice .; Alteilrückgabe erforderlich .

M






MERCEDES-BENZ




MERCEDES-BENZ T1 Bus (601)

B4	207 D 2.4, 208 2.3, 208 D 2.3, 209 D 2.9, 210 2.3, 210 D 2.8 05/77 - 02/96 48 -77 kW	19-064512 	19-064529 	
B6 Sport	207 D 2.4, 208 2.3, 208 D 2.3, 209 D 2.9, 210 2.3, 210 D 2.8 05/77 - 02/96 48 -77 kW		24-015035 	

MERCEDES-BENZ T1 Pritsche/Fahrgestell (601)



B4	207 D 2.4, 208 D 2.3, 209 D 2.9, 210 2.3, 210 D 2.8, 210 D 2.9 04/77 - 02/96 48 -72 kW	19-064512 	19-064529 	
B6 Sport	207 D 2.4, 208 D 2.3, 209 D 2.9, 210 2.3, 210 D 2.8, 210 D 2.9 04/77 - 02/96 48 -72 kW		24-015035 	

MERCEDES-BENZ T1 Pritsche/Fahrgestell (602)

B4	307 D 2.4, 308 D 2.3 04/77 - 02/96 48 -60 kW	19-064512 	19-064529 	
B6 Sport	307 D 2.4, 308 D 2.3 04/77 - 02/96 48 -60 kW		24-015035 	



MG

MG 1300 Mk.II



B6 Sport	1300 09/67 - 09/70 52 kW	24-181464 	24-181471 	
----------	------------------------------------	---	---	--

MITSUBISHI

MITSUBISHI CELESTE (A7_)

B6 Sport	1.6 ST, 2.0 GSR 10/75 - 06/81 54 -77 kW	34-000885 	24-004565 	VA: Schnellreparaturservice .; Altteilerückgabe erforderlich . HA: Schnellreparaturservice .; Altteilerückgabe erforderlich .
----------	---	---	---	--



MITSUBISHI COLT I (A15_A)

B6 Sport	1.2 GL, 1.4 GLX,GT, 1.4 Turbo 12/78 - 01/84 40 -77 kW	34-000670 	24-004596 	VA: Schnellreparaturservice .; Altteilerückgabe erforderlich . HA: Schnellreparaturservice .; Altteilerückgabe erforderlich .
----------	---	---	---	--

MITSUBISHI GALANT I (A12_)


B6 Sport	1.6, 2.0, 2.0 GLX 01/77 - 08/80 55 -72 kW	34-000885 	24-004541 	VA: Schnellreparaturservice .; Altteilerückgabe erforderlich . HA: Schnellreparaturservice .; Altteilerückgabe erforderlich .
----------	---	---	---	--




MITSUBISHI LANCER I (A17_)

B6 Sport	1.6 09/79 - 02/83 60 -62 kW	34-000885 	24-004602 	VA: Schnellreparaturservice .; Altteilerückgabe erforderlich . HA: Schnellreparaturservice .; Altteilerückgabe erforderlich .
----------	---------------------------------------	---	---	--

MOSKVICHI

MOSKVICHI 403

B6 Sport	E 1.4, I E 1.4 03/62 - 33 kW	24-004428 	24-004527	
----------	--	---	-----------	--

			
MOSKVICH			
MOSKVICH 423 Kombi			
B4	1.4 08/59 - 33 kW		19-028712 $\frac{\circ}{\circ}$

NISSAN			
NISSAN 280 ZX,ZXT (HGS130)			
B6 Sport	2.8 10/79 - 06/83 103 -110 kW		24-000574 $\frac{\circ}{\circ}$

NISSAN PATROL Hardtop (K160)			
B4	2.8, 3.2 TD, 3.3 D 11/79 - 08/88 70 -89 kW	19-020099 $\frac{\circ}{\circ}$	19-020105 $\frac{\circ}{\circ}$
B6 Offroad	2.8, 3.2 TD, 3.3 D 11/79 - 08/88 70 -89 kW	24-004107 $\frac{\circ}{\circ}$	24-004206 $\frac{\circ}{\circ}$

NSU			
NSU 1000			
B6 Sport	C 08/63 - 12/72 29 kW	24-630085 $\frac{\circ}{\circ}$	24-004732 $\frac{\circ}{\circ}$

NSU 1200			
B6 Sport	C 09/69 - 11/71 40 kW		24-004732 $\frac{\circ}{\circ}$

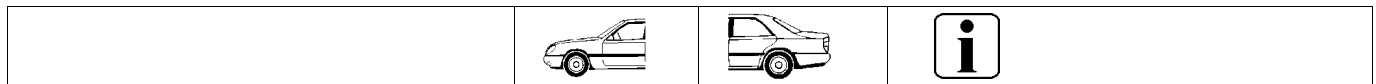
NSU PRINZ			
B6 Sport	1000, 1200, 600, 600 4L 08/61 - 03/74 22 -48 kW	24-630085 $\frac{\circ}{\circ}$	24-004732 $\frac{\circ}{\circ}$

NSU TT			
B6 Sport	1.2 07/65 - 11/71 48 kW	24-630085 $\frac{\circ}{\circ}$	24-004732 $\frac{\circ}{\circ}$

NSU TTS			
B6 Sport	1.0 01/70 - 11/71 52 kW	24-630085 $\frac{\circ}{\circ}$	24-004732 $\frac{\circ}{\circ}$

OPEL			
OPEL ADMIRAL B			
B6 Sport	2.8, 2.8 E, 2.8 S 03/69 - 01/78 95 -121 kW	24-006828 $\frac{\circ}{\circ}$	24-006927 $\frac{\circ}{\circ}$ VA: Schnellreparaturservice ; Alteilrückgabe erforderlich . HA: Schnellreparaturservice ; Alteilrückgabe erforderlich .

OPEL ASCONA A (81_, 86_, 87_, 88_)			
B3	1.2 S 04/72 - 08/75 44 kW		36-162741
B3	1.6 N, 1.6 S, 1.9 SR 03/71 - 08/75 44 -66 kW		36-162741
B4	1.2 S, 1.6 N, 1.6 S, 1.9 SR 03/71 - 08/75 44 -66 kW		19-019604 $\frac{\circ}{\circ}$



OPEL

OPEL ASCONA A (81_, 86_, 87_, 88_)

B6 Sport	1.2 S, 1.6 N, 1.6 S, 1.9 SR 03/71 - 08/75 44 -66 kW	24-627726 $\frac{1}{\circ}$	24-009188 $\frac{1}{\circ}$	VA: Kenngröße: 310/150
----------	--	------------------------------------	------------------------------------	------------------------

OPEL ASCONA A Voyage (84_, 89_)

B4	1.6 N, 1.6 S, 1.9 SR 10/70 - 08/75 44 -66 kW		19-019604 $\frac{1}{\circ}$	
----	---	--	------------------------------------	--

OPEL ASCONA B (81_, 86_, 87_, 88_)

B3	1.2, 1.2 S, 1.3 N, 1.3 S 09/75 - 08/81 40 -55 kW	36-162659	36-162604	
----	---	------------------	------------------	--

B3	1.6 N, 1.6 S, 1.9 N, 1.9 S, 2.0 E, 2.0 N, 2.0 S 09/75 - 08/81 44 -81 kW	36-162680	36-162604	
----	--	------------------	------------------	--

B3	2.0 D 08/78 - 08/81 43 kW		36-162604	
----	--	--	------------------	--

B4	1.2, 1.2 S, 1.3 N, 1.3 S, 1.6 N, 1.6 S, 1.9 N, 1.9 S, 2.0 D, 2.0 N, 2.0 S 09/75 - 08/81 40 -74 kW	19-019444 $\frac{1}{\circ}$	19-019604 $\frac{1}{\circ}$	
----	--	------------------------------------	------------------------------------	--

B4	2.0 E 08/79 - 08/81 81 kW		19-019604 $\frac{1}{\circ}$	
----	--	--	------------------------------------	--

B6 Sport	1.2, 1.2 S, 1.3 N, 1.3 S, 1.6 N, 1.6 S, 1.9 N, 1.9 S, 2.0 D, 2.0 E, 2.0 N, 2.0 S 09/75 - 08/81 40 -81 kW	24-006866 $\frac{1}{\circ}$		VA: Kenngröße: 150/60
----------	---	------------------------------------	--	-----------------------

B6 Sport	1.2, 1.2 S, 1.3 N, 1.3 S, 1.6 N, 1.6 S, 1.9 N, 1.9 S, 2.0 D, 2.0 E, 2.0 N, 2.0 S 09/75 - 08/81 40 -81 kW	24-008839 $\frac{1}{\circ}$	24-008938 $\frac{1}{\circ}$	Baumuster: Rallye VA: Kenngröße: 331/124 HA: Kenngröße: 220/80
----------	---	------------------------------------	------------------------------------	--

B6 Sport	1.2, 1.2 S, 1.3 N, 1.3 S, 1.6 N, 1.6 S, 1.9 N, 1.9 S, 2.0 D, 2.0 E, 2.0 N, 2.0 S 09/75 - 08/81 40 -81 kW	24-000819 $\frac{1}{\circ}$	24-000918 $\frac{1}{\circ}$	Baumuster: Rennen VA: Kenngröße: 310/160 HA: Kenngröße: 274/95
----------	---	------------------------------------	------------------------------------	--

B6 Sport	1.2, 1.2 S, 1.3 N, 1.3 S, 1.6 N, 1.6 S, 1.9 N, 1.9 S, 2.0 D, 2.0 E, 2.0 N, 2.0 S 09/75 - 08/81 40 -81 kW	24-006866 $\frac{1}{\circ}$	24-006965 $\frac{1}{\circ}$	VA: Kenngröße: 150/60 HA: Schnellreparaturservice .; Altteilerückgabe erforderlich .
----------	---	------------------------------------	------------------------------------	---

OPEL COMMODORE A



B4	2.5, 2.5 GS, 2.5 GS/E, 2.8 GS 08/67 - 01/72 85 -110 kW		19-019598 $\frac{1}{\circ}$	
----	---	--	------------------------------------	--

B6 Sport	2.5, 2.5 GS, 2.5 GS/E, 2.8 GS 08/67 - 01/72 85 -110 kW	24-631136 $\frac{1}{\circ}$	24-591522 $\frac{1}{\circ}$	
----------	---	------------------------------------	------------------------------------	--

OPEL COMMODORE A Coupe











B4	2.5, 2.5 GS, 2.5 GS/E, 2.8 GS 08/67 - 01/72 85 -110 kW		19-019598 $\frac{1}{\circ}$	
----	---	--	------------------------------------	--




OPEL COMMODORE B

B3	2.5, 2.5 GS, 2.8 GS, 2.8 GS/E 01/72 - 07/78 85 -118 kW	36-162802  36-162789 	36-162543	
----	---	--	------------------	--

B3	2.5, 2.5 GS, 2.8 GS, 2.8 GS/E 01/72 - 07/78 85 -118 kW		36-164332	Verstärkte Ausführung .
----	---	--	------------------	-------------------------

B4	2.5, 2.5 GS, 2.8 GS, 2.8 GS/E 01/72 - 07/78 85 -118 kW			
----	---	--	--	--

				
OPEL				
OPEL COMMODORE B				
B6 Sport	2.5, 2.5 GS, 2.8 GS, 2.8 GS/E 01/72 - 07/78 85 -118 kW	24-631136 $\frac{1}{\circ}$	24-631129 $\frac{1}{\circ}$	
OPEL COMMODORE B Coupe				
B3	2.5, 2.5 GS, 2.8 GS, 2.8 GS/E 01/72 - 07/78 85 -118 kW	36-162802  36-162789 	36-162543	
B3	2.5, 2.5 GS, 2.8 GS, 2.8 GS/E 01/72 - 07/78 85 -118 kW		36-164332	Verstärkte Ausführung .
B4	2.5, 2.5 GS, 2.8 GS, 2.8 GS/E 01/72 - 07/78 85 -118 kW			
OPEL COMMODORE C (14_, 19_)				
B3	2.5 E, 2.5 S 08/78 - 12/82 85 -96 kW		36-164332	Verstärkte Ausführung .
B3	2.5 E, 2.5 S 08/78 - 12/82 85 -96 kW	36-162307  36-162338 	36-162543	
B4	2.5 S 10/78 - 12/82 85 kW	21-030376  11-101369 		
B6 Sport	2.5 E, 2.5 S 08/78 - 05/81 85 -96 kW	34-001417 	24-006965 $\frac{1}{\circ}$	VA: Schnellreparaturservice .; Altteilerückgabe erforderlich . HA: Schnellreparaturservice .; Altteilerückgabe erforderlich .
OPEL DIPLOMAT B				
B6 Sport	2.8, 2.8 E, 5.3 03/69 - 08/78 103 -169 kW	24-632683 $\frac{1}{\circ}$	24-632690 $\frac{1}{\circ}$	
OPEL GT				
B6 Sport	1.1, 1.9 09/68 - 08/73 44 -66 kW	24-004855 $\frac{1}{\circ}$	24-004954 $\frac{1}{\circ}$	Standardfahrwerk
B6 Sport	1.1 09/68 - 12/70 44 kW	24-632171 $\frac{1}{\circ}$	24-004930 $\frac{1}{\circ}$	
OPEL KADETT B				
B3	1.1, 1.1 S, 1.1 SR, 1.2 S, 1.7 09/65 - 08/71 33 -55 kW		36-162741	VA: mit Blattfederung
B4	1.1, 1.1 S, 1.1 SR, 1.2 S, 1.7 09/65 - 08/71 33 -55 kW		19-019598 $\frac{1}{\circ}$	
B6 Sport	1.1, 1.1 S, 1.1 SR, 1.2 S, 1.7 01/68 - 08/71 33 -55 kW	24-632171 $\frac{1}{\circ}$	24-004930 $\frac{1}{\circ}$	
OPEL KADETT B Caravan				
B4	1.1, 1.2, 1.5 09/65 - 07/73 33 -47 kW		19-019598 $\frac{1}{\circ}$	
B6 Sport	1.1, 1.2, 1.5 09/65 - 07/73 33 -47 kW	24-632171 $\frac{1}{\circ}$	24-004930 $\frac{1}{\circ}$	
OPEL KADETT B Coupe				
B3	1.1, 1.2, 1.5, 1.9 09/65 - 08/73 33 -66 kW		36-162741	VA: mit Blattfederung

			
--	---	---	---

OPEL

OPEL KADETT B Coupe

B4	1.1, 1.2, 1.5, 1.9 09/65 - 08/73 33 -66 kW		19-019598 $\frac{1}{\circ}$	
B6 Sport	1.1, 1.2, 1.5, 1.9 09/65 - 08/73 33 -66 kW	24-632171 $\frac{1}{\circ}$	24-004930 $\frac{1}{\circ}$	

OPEL KADETT C City

B3	1.0, 1.2, 1.2 S 08/73 - 07/79 29 -44 kW	36-162574	36-162741	
B3	1.0, 1.2, 1.2 S 08/73 - 07/79 29 -44 kW			Verstärkte Ausführung .
B3	1.6 S 05/77 - 07/79 55 kW	36-162550	36-162741	
B4	1.0, 1.2, 1.2 S, 1.6 S 08/73 - 07/79 29 -55 kW	19-019444 $\frac{1}{\circ}$	19-019598 $\frac{1}{\circ}$	
MS	1.0, 1.2, 1.2 S, 1.6 S 08/73 - 07/79 29 -55 kW	24-009089 $\frac{1}{\circ}$	24-004930 $\frac{1}{\circ}$	Baumuster: Rallye

OPEL KADETT C





















B3	1.0, 1.2, 1.2 S 08/73 - 07/79 29 -44 kW	36-162574	36-162741	
B3	1.0, 1.2, 1.2 S 08/73 - 07/79 29 -44 kW			Verstärkte Ausführung .
B3	1.6 S 05/77 - 07/79 55 kW	36-162550	36-162741	
B4	1.0, 1.2, 1.2 S, 1.6 S 08/73 - 07/79 29 -55 kW	19-019444 $\frac{1}{\circ}$		
MS	1.0, 1.2, 1.2 S, 1.6 S 08/73 - 07/79 29 -55 kW	24-009089 $\frac{1}{\circ}$	24-009188 $\frac{1}{\circ}$	Baumuster: Rallye
MS	1.0, 1.2, 1.2 S, 1.6 S 08/73 - 07/79 29 -55 kW	24-633369 $\frac{1}{\circ}$	24-633376 $\frac{1}{\circ}$	Baumuster: Race VA: Kenngröße: 320/160 HA: Kenngröße: 195/90




OPEL KADETT C Caravan

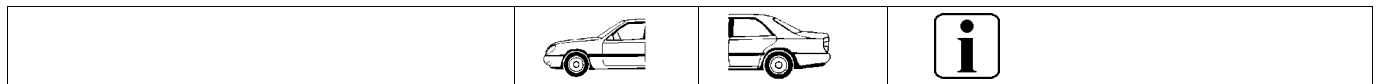
B3	1.0, 1.2, 1.2 S 08/73 - 07/79 29 -44 kW	36-162574		
B3	1.6 S 05/77 - 07/79 55 kW	36-162550		
B4	1.0, 1.2, 1.2 S, 1.6 S 08/73 - 07/79 29 -55 kW	19-019444 $\frac{1}{\circ}$		
B6 Sport	1.0, 1.2, 1.2 S, 1.6 S 08/73 - 07/79 29 -55 kW		24-004930 $\frac{1}{\circ}$	

OPEL KADETT C Coupe

B3	1.0, 1.2, 1.2 S 08/73 - 07/79 29 -44 kW	36-162567	36-162741	
B3	1.6 S 05/77 - 07/79 55 kW	36-162550	36-162741	
B3	1.9 GT/E, 2.0 E Rallye 09/75 - 07/79 77 -81 kW	36-162550	36-162741	

			
OPEL			
OPEL KADETT C Coupe			
B4	1.0, 1.2, 1.2 S, 1.6 S, 1.9 GT/E, 2.0 E Rallye, 2.0 GT/E 08/73 - 07/79 29 -85 kW	19-019444 	
B6 Sport	1.0, 1.2, 1.2 S, 1.6 S 08/73 - 07/79 29 -55 kW		24-004930 
B6 Sport	1.9 GT/E, 2.0 E Rallye, 2.0 GT/E 10/75 - 07/79 77 -85 kW	24-009089 	24-009188 
MS	1.0, 1.2, 1.2 S, 1.6 S, 1.9 GT/E, 2.0 E Rallye, 2.0 GT/E 08/73 - 07/79 29 -85 kW	24-009089 	24-009188  Baumuster: Rallye
MS	1.0, 1.2, 1.2 S, 1.6 S, 1.9 GT/E, 2.0 E Rallye, 2.0 GT/E 08/73 - 07/79 29 -85 kW	24-633369 	24-633376  Baumuster: Race VA: Kenngröße: 320/160 HA: Kenngröße: 195/90
OPEL KADETT D (31_-34_, 41_-44_)			
B2	1.0, 1.2, 1.2 S, 1.3 N, 1.3 S, 1.6, 1.6 D, 1.6 S 08/79 - 08/84 30 -66 kW	16-031302  11-101314 	
B3	1.0, 1.2, 1.2 S, 1.3 N, 1.3 S 08/79 - 06/82 30 -55 kW	36-162512	36-162390
B3	1.0, 1.2, 1.2 S, 1.3 N, 1.3 S 08/79 - 06/82 30 -55 kW	36-162475	Verstärkte Ausführung .
B3	1.0, 1.2, 1.2 S, 1.3 N, 1.3 S 07/82 - 08/84 33 -55 kW	36-161492	36-162390
B3	1.0, 1.2, 1.2 S, 1.3 N, 1.3 S 07/82 - 08/84 33 -55 kW	36-161737	Verstärkte Ausführung .
B3	1.3 N, 1.3 S, 1.6, 1.6 S 08/79 - 06/82 44 -66 kW	36-162499	36-162390 Automatik
B3	1.3 N, 1.3 S, 1.6, 1.6 S 08/79 - 06/82 44 -66 kW	36-162475	Automatik; Verstärkte Ausführung .
B3	1.6, 1.6 S 09/79 - 06/82 51 -66 kW	36-162482	36-162390 Schaltgetriebe
B3	1.6, 1.6 S 09/79 - 06/82 51 -66 kW	36-162482	Schaltgetriebe; Verstärkte Ausführung .
B3	1.6, 1.6 S 07/82 - 08/84 51 -66 kW	36-161683	36-162390
B3	1.6, 1.6 S 07/82 - 08/84 51 -66 kW	36-161454	Verstärkte Ausführung .
B3	1.6, 1.6 S 07/82 - 08/84 51 -66 kW	36-161461	36-162390 Automatik
B3	1.6, 1.6 S 07/82 - 08/84 51 -66 kW	36-161454	Automatik; Verstärkte Ausführung .
B4	1.0, 1.2, 1.2 S, 1.3 N, 1.3 S, 1.6, 1.6 D, 1.6 S, 1.8 GT/E 08/79 - 08/84 30 -85 kW	21-030413  11-101314 	19-019864 
B6 Sport	1.0, 1.2, 1.2 S, 1.3 N, 1.3 S, 1.6, 1.6 D, 1.6 S, 1.8 GT/E 08/79 - 08/84 30 -85 kW	34-001424 	24-004862  HA: straffere Einstellung
B8	1.0, 1.2, 1.2 S, 1.3 N, 1.3 S, 1.6, 1.6 D, 1.6 S, 1.8 GT/E 08/79 - 08/84 30 -85 kW	34-003114 	24-013932  HA: Kenngröße: 107/36

			
OPEL			
OPEL KADETT D (31_-34_, 41_-44_)			
MS	1.0, 1.2, 1.2 S, 1.3 N, 1.3 S, 1.6, 1.6 D, 1.6 S, 1.8 GT/E 08/79 - 08/84 30 -85 kW	34-001462 ↓	24-000925 ⚙
			Baumuster: Cup VA: Kenngröße: 230/30 HA: Kenngröße: 160/50
MS	1.0, 1.2, 1.2 S, 1.3 N, 1.3 S, 1.6, 1.6 D, 1.6 S, 1.8 GT/E, 1.0, 1.2 S, 1.3 N, 1.3 S, 1.6, 1.6 D 08/79 - 08/84 30 -85 kW	34-030721 ↓	24-024846 ⚙
			Baumuster: Rallye1 VA: Kenngröße: 270/120 HA: Kenngröße: 210/90
OPEL KADETT D (32_,37_,39_,42)			
B2	1.0, 1.2 S, 1.3 N, 1.3 S, 1.6, 1.6 D 08/79 - 08/84 33 -55 kW	16-031302 ↓ 11-101314 SP	
B3	1.2 S 08/79 - 06/82 44 kW	36-162475	Verstärkte Ausführung .
B3	1.0, 1.2 S, 1.3 N, 1.3 S 08/79 - 06/82 33 -55 kW	36-162512	36-162390
B3	1.0 09/79 - 06/82 33 kW	36-162475	Verstärkte Ausführung .
B3	1.0, 1.2 S, 1.3 N, 1.3 S 07/82 - 08/84 33 -55 kW	36-161492	36-162390
B3	1.0, 1.2 S, 1.3 N, 1.3 S 07/82 - 08/84 33 -55 kW	36-161737	Verstärkte Ausführung .
B3	1.3 N 08/79 - 06/82 44 kW	36-162475	Verstärkte Ausführung .
B3	1.3 N, 1.3 S, 1.6 08/79 - 06/82 44 -55 kW	36-162499	36-162390 Automatik
B3	1.3 N, 1.3 S, 1.6 08/79 - 06/82 44 -55 kW	36-162475	Automatik; Verstärkte Ausführung .
B3	1.3 S 08/79 - 06/82 55 kW	36-162475	Verstärkte Ausführung .
B3	1.6 09/79 - 06/82 51 -55 kW	36-162482	36-162390 Schaltgetriebe
B3	1.6 09/79 - 06/82 51 -55 kW	36-162475	Schaltgetriebe; Verstärkte Ausführung .
B3	1.6 07/82 - 08/84 51 -55 kW	36-161683	36-162390
B3	1.6 07/82 - 08/84 51 -55 kW	36-161454	Verstärkte Ausführung .
B3	1.6 07/82 - 08/84 51 -55 kW	36-161461	36-162390 Automatik
B3	1.6 07/82 - 08/84 51 -55 kW	36-161454	Automatik; Verstärkte Ausführung .
B4	1.0, 1.2 S, 1.3 N, 1.3 S, 1.6, 1.6 D 08/79 - 08/84 33 -55 kW	21-030413 ↓ 11-101314 SP	19-019864 ⚙
B6 Sport	1.0, 1.2 S, 1.3 N, 1.3 S, 1.6, 1.6 D 08/79 - 08/84 33 -55 kW	34-001424 ↓	24-004862 ⚙ HA: straffere Einstellung
B8	1.0, 1.2 S, 1.3 N, 1.3 S, 1.6, 1.6 D 08/79 - 08/84 33 -55 kW	34-003114 ↓	24-013932 ⚙ HA: Kenngröße: 107/36



OPEL

OPEL KADETT D (32_, 37_, 39_, 42_)

MS	1.0, 1.2 S, 1.3 N, 1.3 S, 1.6 D 08/79 - 08/84 33 -55 kW	34-001462 ↓	24-000925 ⚙	Baumuster: Cup VA: Kenngröße: 230/30 HA: Kenngröße: 160/50
-----------	--	--------------------	--------------------	--

OPEL KADETT D Caravan (35_, 36_, 45_, 46_)

B2	1.2, 1.2 S, 1.3 N, 1.3 S, 1.6, 1.6 D, 1.6 S 08/79 - 08/84 39 -66 kW	16-031302 ↓ 11-101314 SP		
-----------	--	---	--	--

B3	1.2, 1.2 S, 1.3 N, 1.3 S 08/79 - 06/82 39 -55 kW	36-162512	38-133985	
-----------	---	------------------	------------------	--

B3	1.2, 1.2 S, 1.3 N, 1.3 S 08/79 - 06/82 39 -55 kW	36-162475		Verstärkte Ausführung .
-----------	---	------------------	--	-------------------------

B3	1.2, 1.2 S, 1.3 N, 1.3 S 07/82 - 08/84 39 -55 kW	36-161492	38-133985	
-----------	---	------------------	------------------	--

B3	1.2, 1.2 S, 1.3 N, 1.3 S 07/82 - 08/84 39 -55 kW	36-161737		Verstärkte Ausführung .
-----------	---	------------------	--	-------------------------

B3	1.3 N, 1.3 S, 1.6, 1.6 S 08/79 - 06/82 44 -66 kW	36-162499	38-133985	Automatik
-----------	---	------------------	------------------	-----------

B3	1.3 N, 1.3 S, 1.6, 1.6 S 08/79 - 06/82 44 -66 kW	36-162475		Automatik; Verstärkte Ausführung .
-----------	---	------------------	--	------------------------------------

B3	1.6, 1.6 S 09/79 - 06/82 51 -66 kW	36-162482	38-133985	
-----------	---	------------------	------------------	--

B3	1.6, 1.6 S 09/79 - 06/82 51 -66 kW	36-162475		Verstärkte Ausführung .
-----------	---	------------------	--	-------------------------

B3	1.6, 1.6 S 07/82 - 08/84 51 -66 kW	36-161683	38-133985	
-----------	---	------------------	------------------	--

B3	1.6, 1.6 S 07/82 - 08/84 51 -66 kW	36-161454		Verstärkte Ausführung .
-----------	---	------------------	--	-------------------------

B3	1.6, 1.6 S 07/82 - 08/84 51 -66 kW	36-161461	38-133985	Automatik
-----------	---	------------------	------------------	-----------

B3	1.6 07/82 - 08/84 51 kW	36-161454		Automatik; Verstärkte Ausführung .
-----------	--	------------------	--	------------------------------------

B4	1.2, 1.2 S, 1.3 N, 1.3 S, 1.6, 1.6 D, 1.6 S 08/79 - 08/84 39 -66 kW	21-030413 ↓ 11-101314 SP		
-----------	--	---	--	--

B6 Sport	1.2, 1.2 S, 1.3 N, 1.3 S, 1.6, 1.6 D, 1.6 S 08/79 - 08/84 39 -66 kW	34-001424 ↓		
-----------------	--	--------------------	--	--





















OPEL MANTA A (58_, 59_)










B3	1.6, 1.6 S, 1.9 S 09/70 - 08/75 44 -66 kW		36-162741	
-----------	--	--	------------------	--




B3	1.9 GT/E 02/74 - 08/75 77 kW		36-162741	
-----------	---	--	------------------	--

B4	1.2, 1.6, 1.6 S, 1.9 GT/E, 1.9 S 09/70 - 08/75 44 -77 kW			
-----------	---	--	--	--

B6 Sport	1.2, 1.6, 1.6 S, 1.9 GT/E, 1.9 S 09/70 - 08/75 44 -77 kW	24-627726 ⚙	24-009188 ⚙	VA: Kenngröße: 310/150
-----------------	---	--------------------	--------------------	------------------------


				
OPEL				
OPEL MANTA B (58_, 59_)				
B3	1.2 N, 1.2 S, 1.3 N, 1.3 S 09/75 - 08/86 40 -55 kW	36-162659	36-162604	
B3	1.6 N, 1.6 S, 1.8 S, 1.9 E, 1.9 N, 1.9 S, 2.0, 2.0 E, 2.0 S 09/75 - 08/84 44 -81 kW	36-162680	36-162604	
B4	1.2 N, 1.2 S, 1.3 N, 1.3 S, 1.6 N, 1.6 S, 1.8 S, 1.9 E, 1.9 N, 1.9 S, 2.0, 2.0 E, 2.0 S 09/75 - 08/84 40 -81 kW	19-019444 	19-019604 	
B6 Sport	1.2 N, 1.2 S, 1.3 N, 1.3 S, 1.6 N, 1.6 S, 1.8 S, 1.9 E, 1.9 N, 1.9 S, 2.0, 2.0 E, 2.0 S, 2.4 400 09/75 - 08/84 40 -106 kW	24-006866 		VA: Kenngröße: 150/60
B6 Sport	1.2 N, 1.2 S, 1.3 N, 1.3 S, 1.6 N, 1.6 S, 1.8 S, 1.9 E, 1.9 N, 1.9 S, 2.0, 2.0 E, 2.0 S, 2.4 400 09/75 - 08/84 40 -106 kW	24-008839 	24-008938 	Baumuster: Rallye VA: Kenngröße: 331/124 HA: Kenngröße: 220/80
OPEL MANTA B CC (53_, 55_)				
B3	1.3 N, 1.3 S 03/79 - 08/86 44 -55 kW	36-162659	36-162604	
B3	1.6, 1.6 N, 1.8 S, 1.9 N, 2.0, 2.0 E, 2.0 S 08/76 - 08/84 44 -92 kW	36-162680	36-162604	
B4	1.3 N, 1.3 S, 1.6, 1.6 N, 1.8 S, 1.9 N, 2.0, 2.0 E, 2.0 S 08/77 - 08/84 44 -92 kW	19-019444 	19-019604 	
B6 Sport	1.3 N, 1.3 S, 1.6, 1.6 N, 1.8 S, 1.9 N, 2.0, 2.0 E, 2.0 S 08/77 - 08/84 44 -92 kW	24-006866 		VA: Kenngröße: 150/60
B6 Sport	1.3 N, 1.3 S, 1.6, 1.6 N, 1.8 S, 1.9 N, 2.0, 2.0 E, 2.0 S 08/77 - 08/84 44 -92 kW	24-008839 	24-008938 	VA: Kenngröße: 331/124 HA: Kenngröße: 220/80
OPEL MONZA A (22_)				
B3	2.0 E, 2.2 E, 2.5 E, 3.0 GSE 07/82 - 08/86 85 -132 kW	36-161621  36-161546 	38-161834	
B3	2.5 E, 2.8, 3.0, 3.0 GSE 02/78 - 06/82 100 -132 kW		38-161834	
B4	2.0 E, 2.2 E, 2.5 E, 2.8, 3.0, 3.0 GSE 02/78 - 08/86 85 -132 kW	21-030376  11-101369 		
OPEL REKORD A				
B4	1.5, 1.7, 1500, 1700 02/63 - 12/65 40 -55 kW		19-019598 	
OPEL REKORD A Coupe				
B4	1700, 2600 01/63 - 12/65 49 -74 kW		19-019598 	
OPEL REKORD B				
B4	1.5, 1.7, 1.9 08/65 - 12/66 44 -66 kW		19-019598 	

						
OPEL						
OPEL REKORD B Caravan						
B4	1.5, 1.7, 1.9 08/65 - 12/66 44 -55 kW			19-019598 $\frac{1}{\circ}$		
OPEL REKORD B Coupe						
B4	1.7, 1.9 08/65 - 02/67 55 -66 kW			19-019598 $\frac{1}{\circ}$		
OPEL REKORD C						
B4	1.5, 1.7, 1.7 S, 1.9, 1.9 Sprint, 2.2 08/66 - 12/71 43 -78 kW			19-019598 $\frac{1}{\circ}$		
B6 Sport	1.5, 1.7, 1.7 S, 1.9, 1.9 Sprint, 2.2 08/66 - 12/71 43 -78 kW	24-631136 $\frac{1}{\circ}$		24-591522 $\frac{1}{\circ}$		
OPEL REKORD C Caravan						
B4	1.5, 1.7, 1.7 S, 1.9 08/66 - 12/71 43 -66 kW			19-019598 $\frac{1}{\circ}$		
B6 Sport	1.5, 1.7, 1.7 S, 1.9 08/66 - 12/71 43 -66 kW	24-631136 $\frac{1}{\circ}$		24-591522 $\frac{1}{\circ}$		
OPEL REKORD C Coupe						
B4	1.7 S, 1.9, 1.9 Sprint, 2.2 08/66 - 12/71 55 -78 kW			19-019598 $\frac{1}{\circ}$		
B6 Sport	1.7 S, 1.9, 1.9 Sprint, 2.2 08/66 - 12/71 55 -78 kW	24-631136 $\frac{1}{\circ}$		24-591522 $\frac{1}{\circ}$		
OPEL REKORD D						
B3	1.7, 1.7 S, 1.9, 1.9 S, 2.0 01/72 - 08/77 44 -74 kW	36-162857 $\frac{1}{\circ}$ 36-162833 $\frac{1}{\circ}$	 	36-162543		
B3	1.7, 1.7 S, 1.9, 1.9 S, 2.0, 2.0 D, 2.1 D 09/72 - 08/77 40 -74 kW			36-164332	Verstärkte Ausführung .	
B3	2.0 D, 2.1 D 09/72 - 08/77 40 -44 kW	36-162826 $\frac{1}{\circ}$ 36-162819 $\frac{1}{\circ}$	 	36-162543		
B4	1.7, 1.7 S, 1.9, 1.9 S, 2.0 D 08/74 - 08/77 40 -71 kW					
B4	2.1 D 09/72 - 08/77 44 kW			19-019604 $\frac{1}{\circ}$		
B6 Sport	1.7, 1.7 S, 1.9, 1.9 S, 2.0, 2.0 D, 2.1 D 09/72 - 08/77 40 -74 kW	24-631136 $\frac{1}{\circ}$		24-631129 $\frac{1}{\circ}$		
OPEL REKORD D Caravan						
B3	1.7, 1.7 S, 1.9, 1.9 S, 2.0 S 01/72 - 08/77 44 -74 kW	36-162857 $\frac{1}{\circ}$ 36-162833 $\frac{1}{\circ}$	 	36-162444		
B3	1.7, 1.7 S, 1.9, 1.9 S, 2.0 D, 2.0 S, 2.1 D 09/72 - 08/77 40 -74 kW			36-164349	Verstärkte Ausführung .	
B3	2.0 D, 2.1 D 09/72 - 08/77 40 -44 kW	36-162826 $\frac{1}{\circ}$ 36-162819 $\frac{1}{\circ}$	 	36-162444		


			
--	---	---	---

OPEL

OPEL REKORD D Caravan

B4	1.7, 1.7 S, 1.9, 1.9 S, 2.0 D, 2.0 S, 2.1 D 09/72 - 08/77 40 -74 kW		19-020037 	
----	--	--	---	--



OPEL REKORD D Coupe



B3	1.7 S, 1.9, 1.9 S, 2.0 01/72 - 08/77 55 -74 kW	36-162857  36-162833 	36-162543	
----	---	--	-----------	--



B3	1.7 S, 1.9, 1.9 S, 2.0 01/72 - 08/77 55 -74 kW		36-164332	Verstärkte Ausführung .
----	---	--	-----------	-------------------------



B4	1.7 S, 1.9, 1.9 S, 2.0 01/72 - 08/77 55 -74 kW			
----	---	--	--	--



OPEL REKORD E (17_, 19_, 11_, 14_, 16_)


B3	1.7, 1.9, 2.0, 2.0 E, 2.0 S 08/77 - 06/82 44 -81 kW	36-162420  36-162406 	36-162543	
----	--	--	-----------	--



B3	1.7, 1.9, 2.0, 2.0 E, 2.0 S 08/77 - 06/82 44 -81 kW	36-162437  36-162413 	36-164332	Verstärkte Ausführung .
----	--	--	-----------	-------------------------



B3	1.7, 1.8, 1.8 E, 1.8 S, 1.9, 2.0, 2.0 E, 2.0 S 07/82 - 08/86 44 -81 kW	36-161768  36-161744 	36-161584	
----	---	---	-----------	--



B3	1.7, 1.8, 1.8 E, 1.8 S, 1.9, 2.0, 2.0 E, 2.0 S 07/82 - 08/86 44 -81 kW	36-161775  36-161751 	36-164325	Verstärkte Ausführung .
----	---	--	-----------	-------------------------

B3	2.0 D, 2.2 D 09/77 - 06/82 43 -48 kW	36-162321  36-162314 	36-162543	
----	---	--	-----------	--



B3	2.0 D, 2.2 D, 2.2 TD 07/82 - 08/86 43 -63 kW	36-161706 	36-164325	
----	---	---	-----------	--



B3	2.0 D, 2.1 D, 2.2 D, 2.2 TD 09/77 - 08/86 43 -63 kW	36-161706  36-161645 	36-164325	Verstärkte Ausführung .
----	--	--	-----------	-------------------------



B4	1.7, 1.8, 1.8 E, 1.8 S, 1.9, 2.0, 2.0 D, 2.0 E, 2.0 S, 2.1 D, 2.2 D, 2.2 E, 2.2 TD 08/77 - 08/86 43 -85 kW	21-030376  11-101369  SP		
----	---	---	--	--



B6 Sport	1.7, 1.8, 1.8 E, 1.8 S, 1.9, 2.0, 2.0 D, 2.0 E, 2.0 S, 2.1 D, 2.2 D, 2.2 E, 2.2 TD 08/77 - 08/86 43 -85 kW	34-001417 	24-006965 	VA: Schnellreparaturservice .; Altteilerückgabe erforderlich . HA: Schnellreparaturservice .; Altteilerückgabe erforderlich .
----------	---	---	---	--



OPEL REKORD E Caravan (61_, 66_, 67_)


B3	1.7, 1.9, 2.0, 2.0 E, 2.0 S 08/77 - 06/82 44 -81 kW	36-162420  36-162406 	36-162444	
----	--	--	-----------	--




B3	1.7, 1.9, 2.0, 2.0 E, 2.0 S 08/77 - 06/82 44 -81 kW	36-162437  36-162413 	36-164349	Verstärkte Ausführung .
----	--	--	-----------	-------------------------

B3	1.7, 1.8, 1.8 E, 1.8 S, 1.9, 2.0, 2.0 E, 2.0 S 07/82 - 08/86 44 -81 kW	36-161768  36-161744 	36-164325	
----	---	--	-----------	--

B3	1.7, 1.8, 1.8 E, 1.8 S, 1.9, 2.0, 2.0 E, 2.0 S, 2.2 E 07/82 - 08/86 44 -85 kW	36-161775  36-161751 	36-164325	Verstärkte Ausführung .
----	--	--	-----------	-------------------------





B3	2.0 D, 2.1 D, 2.2 D 09/77 - 06/82 43 -48 kW	36-162321  36-162314 	36-162444	
----	--	--	-----------	--

B3	2.0 D, 2.2 D, 2.2 TD, 2.3 D 07/82 - 08/86 43 -63 kW	36-161706 	36-164325	
----	--	---	-----------	--




			
--	---	---	---

OPEL

OPEL REKORD E Caravan (61_, 66_, 67_)

B3	2.0 D, 2.1 D, 2.2 D, 2.2 TD, 2.3 D 09/77 - 08/86 43 -63 kW	36-161706 36-161645	 	36-164325	Verstärkte Ausführung .
B4	1.7, 1.8, 1.8 E, 1.8 S, 1.9, 2.0, 2.0 D, 2.0 E, 2.0 S, 2.1 D, 2.2 D, 2.2 E, 2.2 TD, 2.3 D 08/77 - 08/86 43 -85 kW	21-030376 11-101369	 SP		
B6 Sport	1.7, 1.8, 1.8 E, 1.8 S, 1.9, 2.0, 2.0 D, 2.0 E, 2.0 S, 2.1 D, 2.2 D, 2.2 E, 2.2 TD, 2.3 D 08/77 - 08/86 43 -85 kW	34-001417		24-006965	VA: Schnellreparaturservice .; Altteilerückgabe erforderlich . HA: Schnellreparaturservice .; Altteilerückgabe erforderlich .

OPEL SENATOR A (29_)

B3	2.0 E, 2.2 E, 2.2 TD, 2.5 E, 3.0, 3.0 E 07/82 - 12/86 63 -132 kW	36-161621 36-161546	 	38-161834	
B3	2.5, 2.8, 3.0, 3.0 E 02/78 - 06/82 85 -132 kW			38-161834	
B4	2.0 E, 2.2 E, 2.2 TD, 2.5, 2.5 E, 2.8, 3.0, 3.0 E 02/78 - 12/86 63 -132 kW	21-030376 11-101369	 SP		

PEUGEOT

PEUGEOT 504 (A_, M_)

B3	1.8, 1.8 Injection, 2.0, 2.0 TI 01/71 - 06/83 55 -78 kW	36-160877		36-160952	
B3	1.9 D, 2.1 D, D 02/71 - 07/86 40 -51 kW	36-160877		36-160952	
B4	1.8, 1.8 Injection, 1.9 D, 2.0, 2.0 TI, 2.1 D, D CH-Nr. - 12/83 40 -78 kW	11-101918	SP		CH.Nr.: 2 181 357 ->

PEUGEOT 504 Break (D_, F_)





B3	1.8, 2.0, 2.1 D, 2.3 D 04/71 - 07/86 48 -68 kW	36-160877		36-160945	
B4	1.8, 2.0, 2.1 D, 2.3 D 04/71 - 07/86 48 -68 kW	11-101918	SP		


PEUGEOT 504 Coupe





B3	2.0, 2.7 10/74 - 08/84 75 -106 kW	36-160877		36-160952	
B4	2.0 10/74 - CH-Nr. 75 -78 kW	11-101918	SP		-> CH.Nr.: 2 181 356
B4	2.0 CH-Nr. - 08/84 75 -78 kW	11-101918	SP		CH.Nr.: 2 181 357 ->
B4	2.7 CH-Nr. - 08/84 106 kW	11-101918	SP		CH.Nr.: 2 085 066 ->





PEUGEOT 504 Cabriolet




















B4	2.0 10/74 - CH-Nr. 75 -78 kW	11-101918	SP		-> CH.Nr.: 2 085 065
----	--	-----------	----	--	----------------------









































			
PEUGEOT			
PEUGEOT 504 Cabriolet			
B4	2.0 CH-Nr. - 08/84 75 -78 kW	11-101918 	CH.Nr.: 2 085 066 ->

PEUGEOT 604 (561A_)			
B3	2.7 SL, 2.7 TI,STI, 2.8 GTI 08/77 - 07/87 100 -110 kW	36-160808	36-160891
B3	2.3 TD, 2.5 TD 09/79 - 12/86 59 -66 kW	36-160839	36-160891
B4	2.0, 2.3 TD, 2.5 TD, 2.7 SL, 2.7 TI,STI, 2.8 GTI 08/77 - 07/87 59 -110 kW	11-101918 	

































PORSCHE			
PORSCHE 356 Coupe			
B6 Sport	1100, 1300, 1300 S, 1500, 1500 S, A 1500 GS Carrera, A 1600, A 1600 GS Carrera, A 1600 Super 01/50 - 12/59 29 -85 kW	24-599955 	24-599962 
B6 Sport	B 1600, B 1600 Super 75, B 1600 Super 90, B 2000 GS Carrera 2, C 1600, C 1600 SC, C 2000 GS Carrera 2, C 2000 GS Carrera 2 01/59 - 03/68 44 -103 kW	24-599955 	24-599962 

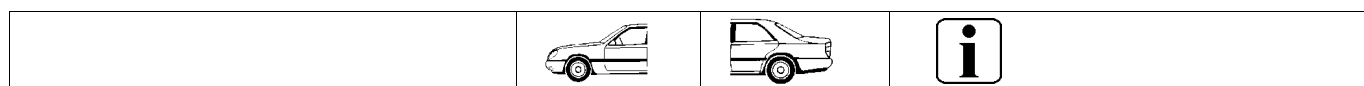
PORSCHE 356			
B6 Sport	1100, 1300, 1300 S, 1500, 1500 S, A 1500 GS Carrera, A 1600, A 1600 GS Carrera, A 1600 S 01/50 - 12/59 29 -85 kW	24-599955 	24-599962 
B6 Sport	B 1600, B 1600 Super 75, B 1600 Super 90, B 2000 GS Carrera 2, C 1600, C 1600 SC, C 2000 GS Carrera 2 01/59 - 12/65 44 -103 kW	24-599955 	24-599962 

PORSCHE 911			
B6 Sport	2.0 L 01/63 - 11/68 96 -110 kW		24-001670 
B6 Sport	2.0 T, 2.2 T 08/68 - 12/72 81 -92 kW	34-001127 	24-001670 
B6 Sport	2.0 T, 2.2 T 08/68 - 12/72 81 -92 kW	34-001134 	24-001670 
B6 Sport	2.3 E, 2.3 S, 2.3 T, 2.7, 2.7 S Carrera, 3.0 SC, 3.0 SC Carrera 08/71 - 10/83 96 -154 kW	34-001134 	24-001694 
B6 Sport	2.3 E, 2.3 S, 2.3 T, 2.7, 2.7 S Carrera, 3.0 SC, 3.0 SC Carrera 08/71 - 10/83 96 -154 kW	34-001158 	24-009751 
B6 Sport	2.3 E, 2.3 S, 2.3 T, 2.7, 2.7 S Carrera, 3.0 SC, 3.0 SC Carrera 08/71 - 10/83 96 -154 kW	34-001165 	24-009676 
B6 Sport	2.7 SC Carrera RS, 3.0 Turbo, 3.2, 3.3 Turbo, 3.3 Turbo S 08/72 - 11/90 154 -243 kW	35-001270  35-001287  34-050019 	24-001694 
B6 Sport	2.7 SC Carrera RS, 3.0 Turbo, 3.2, 3.3 Turbo, 3.3 Turbo S 08/72 - 11/90 154 -243 kW	35-003885  35-003892  34-050507 	24-009751 

				
PORSCHE				
PORSCHE 911				
B6 Sport	2.7 SC Carrera RS, 3.0 Turbo, 3.2, 3.3 Turbo, 3.3 Turbo S 08/72 - 11/90 154 -243 kW	35-003908   35-003915   34-050491 	24-009676 	Baumuster: Rennen 1 VA: Kenngröße: 2000N/ 1700N; Federbeinhersteller Bilstein HA: Gewindemaß: M14
B6 Sport	2.7 SC Carrera RS, 3.0 Turbo, 3.2, 3.3 Turbo, 3.3 Turbo S 08/72 - 11/90 154 -243 kW	35-003922   35-003939   34-612200 	24-009737 	Baumuster: Rallye 1000 Seen VA: Federbeinhersteller Bilstein HA: Gewindemaß: M14
B6 Sport	3.2 SC Carrera, 3.3 SC Turbo 04/85 - 08/89 152 -221 kW	35-001270   35-001287   34-050019 	24-001694 	Baumuster: Serie Bilstein VA: Federbeinhersteller Bilstein
B6 Sport	3.2 SC Carrera, 3.3 SC Turbo 04/85 - 08/89 152 -221 kW	35-003885   35-003892   34-050507 	24-009751 	Baumuster: Sportlich Strasse VA: Federbeinhersteller Bilstein
B6 Sport	3.2 SC Carrera, 3.3 SC Turbo 04/85 - 08/89 152 -221 kW	35-003908   35-003915   34-188620  34-050491 	24-009676 	Baumuster: Rennen 1 VA: Kenngröße: 1600N/ 1600N; Federbeinhersteller Bilstein
B6 Sport	3.2 SC Carrera, 3.3 SC Turbo 04/85 - 08/89 152 -221 kW	35-003922   35-003939   34-612200 	24-009737 	Baumuster: Rallye 1000 Seen VA: Federbeinhersteller Bilstein










PORSCHE 911 Targa

B6 Sport	2.0 L, 2.0 S 11/64 - 11/68 96 -118 kW		24-001670 	Baumuster: Serie HA: Gewindemaß: M12
B6 Sport	2.0 E, 2.0 T, 2.2 E, 2.2 S 06/67 - 02/72 81 -132 kW	34-001127 	24-001670 	VA: Baumuster: Serie; Federbeinhersteller Boge HA: Gewindemaß: M12
B6 Sport	2.0 E, 2.2 E, 2.2 S 09/68 - 02/72 103 -132 kW	34-001134 	24-001670 	VA: Baumuster: Serie Turbo; Federbeinhersteller Boge HA: Gewindemaß: M12
B6 Sport	2.0 S 07/66 - 09/68 125 kW		24-001670 	Baumuster: Serie
B6 Sport	2.0 S 10/68 - 02/72 125 kW	34-001127 	24-001670 	Baumuster: Serie HA: Gewindemaß: M12
B6 Sport	2.0 S 10/68 - 02/72 125 kW	34-001134 	24-001670 	VA: Baumuster: Serie Turbo HA: Gewindemaß: M12
B6 Sport	2.2 T 01/70 - 12/72 92 kW	34-001127 	24-001670 	Baumuster: Serie VA: Federbeinhersteller Boge HA: Gewindemaß: M12
B6 Sport	2.2 T 01/70 - 12/72 92 kW	34-001134 	24-001670 	VA: Baumuster: Serie Turbo; Federbeinhersteller Boge HA: Gewindemaß: M12
B6 Sport	2.3, 2.3 E, 2.3 T, 2.7, 2.7 S, 3.0 SC Carrera 08/71 - 06/77 96 -147 kW	34-001134 	24-001694 	Baumuster: Serie Turbo VA: Federbeinhersteller Boge
B6 Sport	2.3, 2.3 E, 2.3 T, 2.7, 2.7 S, 3.0 SC Carrera 08/71 - 06/77 96 -147 kW	34-001158 	24-009751 	Baumuster: Sportlich Strasse VA: Federbeinhersteller Boge
B6 Sport	2.3, 2.3 E, 2.3 T, 2.7, 2.7 S, 3.0 SC Carrera 08/71 - 06/77 96 -147 kW	34-001165 	24-009676 	Baumuster: Club-Sport VA: Federbeinhersteller Boge
B6 Sport	2.7 SC Carrera RS, 3.3 Turbo 08/72 - 11/90 154 -221 kW	35-001270   35-001287   34-050019 	24-001694 	Baumuster: Serie
B6 Sport	2.7 SC Carrera RS, 3.3 Turbo 08/72 - 11/90 154 -221 kW	35-003885   35-003892   34-050507 	24-009751 	Baumuster: Sportlich Strasse





PORSCHE


PORSCHE 911 Targa

B6 Sport	2.7 SC Carrera RS, 3.3 Turbo 08/72 - 11/90 154 -221 kW	35-003908  35-003915  34-188620  34-050491 	24-009676 	Baumuster: Rennen 1 VA: Kenngröße: 1600N/ 1600N; Kenngröße: 2000N/ 1700N
B6 Sport	2.7 SC Carrera RS, 3.3 Turbo 08/72 - 11/90 154 -221 kW	35-003922  35-003939  34-612200 	24-009737 	Baumuster: Rallye 1000 Seen




PORSCHE 912

B6 Sport	1.6 01/65 - 12/69 66 kW	34-001127 	24-001670 	nur für verschraubte Federbeine VA: Federbeinhersteller Boge
----------	-----------------------------------	--	--	---









PORSCHE 912 Targa

B6 Sport	1.6 03/65 - 02/70 66 kW	34-001127 	24-001670 	nur für verschraubte Federbeine
----------	-----------------------------------	--	--	---------------------------------


PORSCHE 914

B6 Sport	2.0 01/72 - 12/75 74 kW	34-001127 	24-001793 	
B6 Sport	/6 2.0, 1.7, 1.8 01/69 - 02/76 59 -81 kW		24-001793 	

PORSCHE 924





B6 Sport	2.0, 2.0 Carrera GT, 2.0 Turbo, 2.5 S 11/75 - 08/84 92 -154 kW	34-000403 	24-001618 	VA: Federbeinhersteller Boge; nur für verschraubte Federbeine
B6 Sport	2.0, 2.0 Carrera GT, 2.0 Turbo, 2.5 S 11/75 - 08/84 92 -154 kW	34-001042 	24-001618 	Baumuster: GT VA: Federbeinhersteller Boge; nur für verschraubte Federbeine
B6 Sport	2.0, 2.0 Carrera GT, 2.0 Turbo, 2.5 S 09/84 - 08/89 92 -154 kW	34-000403 	24-020527 	VA: Federbeinhersteller Boge; Kenngröße: 150/95; nur für verschraubte Federbeine
B6 Sport	2.0, 2.0 Carrera GT, 2.0 Turbo, 2.5 S 09/84 - 08/89 92 -154 kW	34-001042 	24-020527 	VA: Federbeinhersteller Boge; Kenngröße: 150/120; nur für verschraubte Federbeine

PORSCHE 928

B6 Sport	4.4, 4.6 S 09/77 - 07/83 177 -221 kW		24-009744 	
----------	--	--	--	--


PUCH




PUCH G-MODELL (W 460)

B4	230 G, 230 GE, 240 GD, 250 GD, 280 GE, 300 GD 12/79 - 12/91 53 -110 kW	24-113366 	24-113373 	
B6 Offroad	230 G, 230 GE, 240 GD, 250 GD, 280 GE, 300 GD 12/79 - 12/91 53 -110 kW	24-005043 	24-005142 	

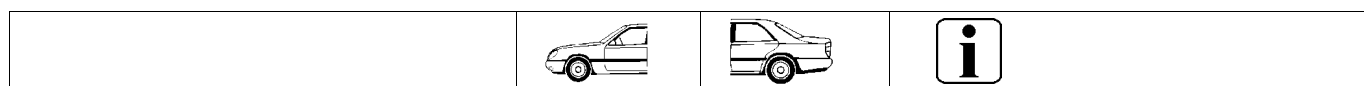
RENAULT

RENAULT 4 (112_)

B4	0.8, 1.0, 1.1 02/78 - 03/84 20 -33 kW	19-019253 		
----	---	--	--	--

				
RENAULT				
RENAULT 4 Kasten (R21_, R23_)				
B4	0.8, 1.0, 1.1 09/71 - 05/89 19 -26 kW	19-019253 $\frac{1}{0}$		
RENAULT 5 (122_)				
B4	0.8, 1.0, 1.1, 1.3, 1.3 Automatik, 1.4, 1.4 Automatik 01/72 - 09/84 26 -47 kW	19-019253 $\frac{1}{0}$	19-019260 $\frac{1}{0}$	
B6 Sport	0.8, 1.0, 1.1, 1.3, 1.3 Automatik, 1.4, 1.4 Automatik 01/72 - 09/84 26 -47 kW	24-005852 $\frac{1}{0}$	24-005951 $\frac{1}{0}$	
RENAULT 6 (118_)				
B4	0.8, 1.1 10/69 - 04/87 25 -35 kW	19-019253 $\frac{1}{0}$		
RENAULT 14 (121_)				
B4	1.2, 1.4 05/76 - 06/83 42 -52 kW		19-019260 $\frac{1}{0}$	
RENAULT 18 (134_)				
B3	1.4, 1.6, 1.6 TS, 1.6 Turbo, 1.6 Turbo Inj., 2.0, 2.1 Diesel, 2.1 TD 04/78 - 03/84 47 -92 kW	36-159048	36-160471	
B3	1.4, 1.6, 1.6 TS, 2.0, 2.1 Diesel, 2.1 TD, 2.2 i 04/84 - 11/93 47 -77 kW	36-160518	36-160464	
B4	1.4 04/78 - CH-Nr. 47 kW	19-020082 $\frac{1}{1}$	19-019383 $\frac{1}{1}$	-> CH.Nr.: 552000
B4	1.4 CH-Nr. - 07/86 47 kW	19-020112 $\frac{1}{1}$	19-019383 $\frac{1}{1}$	CH.Nr.: 552001 ->
B4	1.6 04/78 - CH-Nr. 52 -58 kW	19-020082 $\frac{1}{1}$	19-019383 $\frac{1}{1}$	-> CH.Nr.: 559400
B4	1.6 CH-Nr. - 11/93 52 -58 kW	19-020112 $\frac{1}{1}$	19-019383 $\frac{1}{1}$	CH.Nr.: 559401 ->
RENAULT 18 Variable (135_)				
B3	1.4, 1.6, 1.6 TS, 2.0, 2.1 Diesel 04/84 - 07/86 47 -77 kW	36-160518	36-160457	
B4	1.4 05/79 - CH-Nr. 47 kW	19-020082 $\frac{1}{1}$	19-019383 $\frac{1}{1}$	-> CH.Nr.: 122600
B4	1.4 CH-Nr. - 07/86 47 kW	19-020112 $\frac{1}{1}$	19-019383 $\frac{1}{1}$	CH.Nr.: 122601 ->
B4	1.6 05/79 - CH-Nr. 54 -58 kW	19-020082 $\frac{1}{1}$	19-019383 $\frac{1}{1}$	-> CH.Nr.: 118200
B4	1.6 CH-Nr. - 07/86 54 -58 kW	19-020112 $\frac{1}{1}$	19-019383 $\frac{1}{1}$	CH.Nr.: 118201 ->
B4	2.1 Diesel CH-Nr. - 07/86 49 -53 kW	19-020112 $\frac{1}{1}$	19-019383 $\frac{1}{1}$	CH.Nr.: 63220 ->

R



SAAB

SAAB 95 Station Wagon

B4	1.5 V4 10/65 - 12/78 46 -50 kW	19-019505 $\frac{\circ}{\circ}$		
----	---	---------------------------------	--	--

SAAB 96

B4	1.5 V4 10/65 - 08/80 46 -50 kW	19-019505 $\frac{\circ}{\circ}$		
----	---	---------------------------------	--	--

B6 Sport	1.5 V4 10/65 - 08/80 46 -50 kW		24-181846 $\frac{\frac{1}{2}}{\circ}$	
-------------	---	--	---------------------------------------	--

SAAB 99 Combi Coupe

B3	1.7, 1.85, 1.85 i, 2.0, 2.0 i 08/68 - 12/84 59 -87 kW	36-160020	36-159994	
----	--	-----------	-----------	--

B3	2.0 i, 2.0 Turbo 12/78 - 12/84 87 -107 kW		36-159987	Verstärkte Ausführung .
----	--	--	-----------	-------------------------

B3	2.0 Turbo 12/78 - 06/80 107 kW	36-160013	36-159994	
----	---	-----------	-----------	--

B4	2.0, 2.0 Turbo 03/76 - 06/80 79 -107 kW	19-019505 $\frac{\circ}{\circ}$	19-019543 $\frac{\frac{1}{2}}{\circ}$	
----	--	---------------------------------	---------------------------------------	--

B6 Sport	1.7, 1.85, 1.85 i, 2.0, 2.0 i, 2.0 Turbo 08/68 - 06/80 59 -107 kW	24-003858 $\frac{\circ}{\circ}$		
-------------	--	---------------------------------	--	--

SAAB 99

B3	2.0, 2.0 EMS, 2.0 GL 04/72 - 12/84 70 -87 kW	36-160020	36-159994	
----	---	-----------	-----------	--

B3	2.0 GL 12/78 - 12/84 74 kW		36-159987	Verstärkte Ausführung .
----	---	--	-----------	-------------------------

B4	2.0, 2.0 EMS 04/72 - 08/74 70 -81 kW	19-019505 $\frac{\circ}{\circ}$		
----	---	---------------------------------	--	--

B4	2.0 EMS, 2.0 GL 09/74 - 04/78 74 -87 kW	19-019505 $\frac{\circ}{\circ}$		
----	--	---------------------------------	--	--

B4	2.0 EMS, 2.0 GL 05/78 - 12/84 74 -87 kW	19-019505 $\frac{\circ}{\circ}$	19-019543 $\frac{\frac{1}{2}}{\circ}$	
----	--	---------------------------------	---------------------------------------	--

B6 Sport	2.0, 2.0 EMS, 2.0 GL 04/72 - 04/78 70 -87 kW	24-003858 $\frac{\circ}{\circ}$		
-------------	---	---------------------------------	--	--

SAAB 900 I Combi Coupe

B3	2.0 c, 2.0 EMS, 2.0 Turbo 09/78 - 12/80 74 -107 kW	36-160020	36-159987	
----	---	-----------	-----------	--




SAAB 900 I (AC4, AM4)

B3	2.0 EMS 01/79 - 12/80 87 kW	36-160020	36-159987	
----	--	-----------	-----------	--

SEAT

SEAT 600 D

B6 Sport	0.8 09/63 - 04/70 17 kW	24-007405 $\frac{\frac{1}{2}}{\frac{1}{2}}$	24-007504 $\frac{\frac{1}{2}}{\frac{1}{2}}$	
-------------	--	---	---	--

			
SEAT			
SEAT 124			
B6 Sport	1.6, 1430, 1430 Especial, D1200, LS1200 01/68 - 10/80 44 -70 kW		24-005586 $\frac{1}{\circ}$
B6 Sport	1.6, 1.8, 2.0 09/75 - 10/80 72 -87 kW		24-005586 $\frac{1}{\circ}$

SEAT 132			
B4	1.6, 1.8, 1.9, 2.0 D, 2.2 D 05/73 - 12/82 40 -80 kW		19-019291 $\frac{1}{\circ}$

SEAT 133			
B6 Sport	0.8 05/74 - 11/79 25 kW	24-007405 $\frac{1}{\downarrow}$	24-007504 $\frac{1}{\downarrow}$


TOYOTA			
TOYOTA CARINA (TA1_)			
B4	1.6 10/75 - 03/78 55 -63 kW	21-030567 $\frac{1}{\downarrow}$	19-019437 $\frac{1}{\circ}$
B6 Sport	1.6 10/75 - 03/78 55 -63 kW		24-003193 $\frac{1}{\circ}$

TOYOTA CARINA (TA4L, TA6_L)			
B4	1.6, 1.8, 1.8 D 01/78 - 02/87 48 -63 kW	21-030567 $\frac{1}{\downarrow}$	19-019598 $\frac{1}{\circ}$

TOYOTA CARINA Station Wagon (TA4K, TA6K)			
B4	1.6, 1.8, 1.8 D 04/78 - 09/83 48 -57 kW	21-030567 $\frac{1}{\downarrow}$	19-019598 $\frac{1}{\circ}$

TOYOTA CELICA (TA2)			
B4	1.6 LT, 2.0 10/75 - 03/78 55 -63 kW	21-030567 $\frac{1}{\downarrow}$	19-019437 $\frac{1}{\circ}$
B4	1.6, 1.6 GT, 1.6 LT, 1.6 ST 11/71 - 09/75 58 -79 kW		19-019437 $\frac{1}{\circ}$
B4	1.6, 1.6 GT, 1.6 LT, 1.6 ST 10/75 - 03/78 58 -79 kW	21-030567 $\frac{1}{\downarrow}$	19-019437 $\frac{1}{\circ}$
B6 Sport	1.6, 1.6 GT, 1.6 LT, 1.6 ST, 2.0 11/71 - 07/77 55 -79 kW		24-003193 $\frac{1}{\circ}$

TOYOTA CELICA (TA60, RA40, RA6_)			
B4	1.6 ST 08/77 - 08/85 63 kW	21-030567 $\frac{1}{\downarrow}$	19-019598 $\frac{1}{\circ}$ Felge: 13"
B4	1.6 ST 08/77 - 08/85 63 kW	21-030383 $\frac{1}{\downarrow}$	19-019598 $\frac{1}{\circ}$ Felge: 14"
B4	1.6 ST, 2.0 XT 02/79 - 07/85 65 -66 kW	21-030383 $\frac{1}{\downarrow}$	19-019598 $\frac{1}{\circ}$
B4	2.0 GT, 2.0 XT 02/78 - 08/85 77 -90 kW	21-030383 $\frac{1}{\downarrow}$	
B6 Sport	2.0 XT 02/79 - 07/85 65 -66 kW		24-003124 $\frac{1}{\circ}$


TOYOTA
TOYOTA CELICA (TA60, RA40, RA6_)
TOYOTA CELICA Coupe (TA4C, TA60)

B4	1.6 GT, 1.6 LT, 1.6 ST 04/78 - 08/83 55 -81 kW	21-030383 ↓		
----	---	-------------	--	--

TOYOTA COROLLA Liftback (KE, TE)

B4	1.2 09/76 - 01/80 40 kW		19-020037 ♂	
B4	1.6 09/76 - 01/80 54 -62 kW	21-030383 ↓	19-020037 ♂	
B6 Sport	1.2, 1.6 09/76 - 01/80 40 -62 kW	34-000748 ↓	24-003162 ♂	Baumuster: KE
B6 Sport	1.2 09/76 - 01/80 40 kW	34-000779 ↓	24-003162 ♂	Baumuster: TE

TOYOTA COROLLA (KE)

B4	1.2 10/72 - 12/80 40 -43 kW		19-020037 ♂	
B6 Sport	1.2 10/72 - 12/80 40 -43 kW	34-000748 ↓	24-003162 ♂	
B6 Sport	1.2 08/74 - 12/80 40 kW		24-003179 ♂	Baumuster: Rennen

TOYOTA COROLLA Combi (KE)

B4	1.2 07/75 - 01/80 40 kW		19-020037 ♂	
B6 Sport	1.2 07/75 - 01/80 40 kW	34-000748 ↓	24-003162 ♂	

TOYOTA COROLLA Coupe (KE)

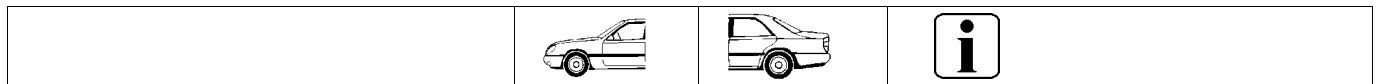
B4	1.2 07/75 - 01/80 40 kW		19-020037 ♂	
B6 Sport	1.2 07/75 - 01/80 40 kW	34-000748 ↓	24-003162 ♂	

TOYOTA COROLLA Liftback (_E7_)

B4	1.3 09/79 - 05/83 44 -48 kW		19-019598 ♂	
B4	1.6, 1.6 GT 09/79 - 09/83 54 -81 kW	21-030383 ↓	19-019598 ♂	
B6 Sport	1.3 09/79 - 05/83 44 -48 kW		24-003193 ♂	
B6 Sport	1.6, 1.6 GT, 1.8 D 09/79 - 09/83 48 -81 kW	34-000984 ↓	24-003193 ♂	

TOYOTA COROLLA (_E7_)

B4	1.3 09/79 - 06/83 44 -48 kW		19-019598 ♂	
B6 Sport	1.3 09/79 - 06/83 44 -48 kW		24-003193 ♂	



TOYOTA
TOYOTA COROLLA (_E7_)

TOYOTA COROLLA Station Wagon (_E7_)

B4	1.3, 1.8 D 12/79 - 08/87 44 -48 kW	21-030383 ↓		
----	---	-------------	--	--

TOYOTA CORONA (RX, RT)

B6 Sport	2.0 01/76 - 05/79 65 kW	24-003049 ⚙	24-003148 ⚙	VA: Schnellreparaturservice .; Altteilerückgabe erforderlich . HA: Schnellreparaturservice .; Altteilerückgabe erforderlich .
-------------	--	-------------	-------------	--

TOYOTA LAND CRUISER (_J4_)

B6 Offroad	3.0 D, 3.4 D, 3.6 D, 3.9, 4.0 D, 4.2 03/69 - 04/86 59 -96 kW	24-002486 ⚙	24-002585 ⚙	
---------------	---	-------------	-------------	--

TOYOTA LAND CRUISER Pick-up (_J4_)

B6 Offroad	3.4 D, 3.6 D, 3.9, 4.0 D, 4.2 01/75 - 04/86 66 -96 kW	24-002486 ⚙	24-002585 ⚙	
---------------	--	-------------	-------------	--

TOYOTA STARLET (KP6_)

B3	1.0, 1.2 S, 1.3, 1.3 S 02/78 - 09/84 33 -48 kW	36-161652	36-161577	Standardfahwerk
----	---	-----------	-----------	-----------------

B6 Sport	1.0, 1.2 S, 1.3, 1.3 S 02/78 - 09/84 33 -48 kW			
-------------	---	--	--	--

TOYOTA 1000 (KP30_)

B6 Sport	1.0 04/69 - 33 kW		24-003155 ⚙	
-------------	--	--	-------------	--

TOYOTA LITEACE Kasten (M2_V)

B4	1.3, 1.8 D 10/82 - 11/83 41 -42 kW		19-028477 ⚙	Standardfahwerk
B4	1.3, 1.8 D 10/79 - 08/85 41 -42 kW		19-028477 ⚙	Standardfahwerk

VAUXHALL

VAUXHALL ASTRA

B2	1.2 10/79 - 08/82 40 kW	16-031302 ↓ 11-101314 SP		
----	--	-----------------------------	--	--

B3	1.2 10/79 - 06/82 40 kW	36-162512	36-162390	
----	--	-----------	-----------	--

B3	1.2 10/79 - 06/82 40 kW	36-162475		Verstärkte Ausführung .
----	--	-----------	--	-------------------------




B4	1.2 10/79 - 08/82 40 kW	21-030413 ↓ 11-101314 SP	19-019864 ⚙	
----	--	-----------------------------	-------------	--

B6 Sport	1.2 10/79 - 08/82 40 kW	34-001424 ↓	24-004862 ⚙	HA: straffere Einstellung
-------------	--	-------------	-------------	---------------------------

B8	1.2 10/79 - 08/82 40 kW	34-003114 ↓	24-013932 ⚙	HA: Kenngröße: 107/36
----	--	-------------	-------------	-----------------------

MS	1.2 10/79 - 08/82 40 kW	34-001462 ↓	24-000925 ⚙	Baumuster: Cup VA: Kenngröße: 230/30 HA: Kenngröße: 160/50
----	--	-------------	-------------	--

T
V

			
--	---	---	---

VAUXHALL

VAUXHALL ASTRA

MS	1.2 10/79 - 08/82 40 kW	34-030721 ↓	24-024846 ⚙	Baumuster: Rallye1 VA: Kenngröße: 270/120 HA: Kenngröße: 210/90
-----------	--	--------------------	--------------------	---

VAUXHALL ASTRA CC

B2	1.2, 1.2 S, 1.3, 1.3 S, 1.6 D, 1.6 S 09/79 - 08/86 40 -66 kW	16-031302 ↓ 11-101314 SP		
-----------	---	---	--	--

B3	1.2, 1.2 S, 1.3, 1.3 S 09/79 - 06/82 40 -55 kW	36-162512	36-162390	
-----------	---	------------------	------------------	--

B3	1.2, 1.3 S, 1.6 S 09/79 - 06/82 40 -66 kW	36-162499	36-162390	Automatik
-----------	--	------------------	------------------	-----------

B3	1.2, 1.3 S, 1.6 S 09/79 - 06/82 40 -66 kW	36-162475		Automatik; Verstärkte Ausführung .
-----------	--	------------------	--	------------------------------------

B3	1.2, 1.2 S, 1.3, 1.3 S 07/82 - 08/84 40 -55 kW	36-161737		Verstärkte Ausführung .
-----------	---	------------------	--	-------------------------

B3	1.2 S, 1.3, 1.3 S 07/82 - 08/84 44 -55 kW	36-161492	36-162390	
-----------	--	------------------	------------------	--

B4	1.2, 1.2 S, 1.3, 1.3 S 09/79 - 08/84 40 -55 kW	21-030413 ↓ 11-101314 SP	19-019864 ⚙	
-----------	---	---	--------------------	--

B6 Sport	1.2, 1.2 S, 1.3, 1.3 S, 1.6 D, 1.6 S 09/79 - 08/86 40 -66 kW	34-001424 ↓	24-004862 ⚙	HA: straffere Einstellung
-----------------	---	--------------------	--------------------	---------------------------

B8	1.2, 1.2 S, 1.3, 1.3 S, 1.6 D, 1.6 S 09/79 - 08/86 40 -66 kW	34-003114 ↓	24-013932 ⚙	HA: Kenngröße: 107/36
-----------	---	--------------------	--------------------	-----------------------

MS	1.2, 1.2 S, 1.3, 1.3 S, 1.6 D, 1.6 S, 1.8 GTE 09/79 - 08/86 40 -85 kW	34-001462 ↓	24-000925 ⚙	Baumuster: Cup VA: Kenngröße: 230/30 HA: Kenngröße: 160/50
-----------	--	--------------------	--------------------	--

MS	1.2, 1.2 S, 1.3, 1.3 S, 1.6 D, 1.6 S, 1.8 GTE 09/79 - 08/86 40 -85 kW	34-030721 ↓	24-024846 ⚙	Baumuster: Rallye1 VA: Kenngröße: 270/120 HA: Kenngröße: 210/90
-----------	--	--------------------	--------------------	---

VAUXHALL ASTRA Estate

B3	1.3 S 09/79 - 06/82 55 kW	36-162512	38-133985	
-----------	--	------------------	------------------	--

B3	1.3 S 09/79 - 06/82 55 kW	36-162475		Verstärkte Ausführung .
-----------	--	------------------	--	-------------------------

B3	1.3 S, 1.6 S 09/79 - 06/82 55 -66 kW	36-162499	38-133985	Automatik
-----------	---	------------------	------------------	-----------

B3	1.3 S, 1.6 S 09/79 - 06/82 55 -66 kW	36-162475		Automatik; Verstärkte Ausführung .
-----------	---	------------------	--	------------------------------------























B3	1.3, 1.3 S 07/82 - 08/84 51 -55 kW	36-161492	38-133985	
-----------	---	------------------	------------------	--




B3	1.3, 1.3 S 07/82 - 08/84 51 -55 kW	36-161737		Verstärkte Ausführung .
-----------	---	------------------	--	-------------------------


B4	1.3, 1.3 S 09/79 - 08/84 51 -55 kW	21-030413 ↓ 11-101314 SP	19-019772 ⚙	
-----------	---	---	--------------------	--

VAUXHALL CARLTON Mk II


B4	1.8 S, 2.0 i, 2.0 S, 2.2 i, 2.3 D 10/78 - 08/86 52 -85 kW	21-030376 ↓ 11-101369 SP		
-----------	--	---	--	--










				
VAUXHALL				
VAUXHALL CARLTON Mk II				
B6 Sport	1.8 S, 2.0 i, 2.0 S, 2.2 i, 2.3 D 10/78 - 08/86 52 -85 kW	34-001417 	24-006965 	VA: Schnellreparaturservice .; Altteiltrückgabe erforderlich . HA: Schnellreparaturservice .; Altteiltrückgabe erforderlich .
VAUXHALL CAVALIER CC				
B4	1.3, 1600, 2000 08/75 - 08/81 42 -74 kW	19-019444 	19-019604 	
B6 Sport	1.3, 1600, 2000 08/75 - 08/81 42 -74 kW	24-006866 	24-000918 	VA: Kenngröße: 150/60 HA: Kenngröße: 274/95
VAUXHALL CAVALIER				
B4	1.6 N, 1.6 S, 1300, 1900, 2.0 S 03/75 - 08/81 44 -74 kW	19-019444 	19-019604 	
B6 Sport	1.6 N, 1.6 S, 1300, 1900, 2.0 S 03/75 - 08/81 44 -74 kW	24-006866 	24-000918 	VA: Kenngröße: 150/60 HA: Kenngröße: 274/95
VAUXHALL CAVALIER Coupe				
B4	1.3, 1.9 S, 2.0 S 08/75 - 08/81 42 -74 kW	19-019444 	19-019604 	
B6 Sport	1.3, 1.9 S, 2.0 S 08/75 - 08/81 42 -74 kW	24-006866 	24-000918 	VA: Kenngröße: 150/60 HA: Kenngröße: 274/95
VAUXHALL CHEVETTE CC				
B4	1300 03/75 - 12/85 39 -42 kW	19-019444 	19-019598 	
VAUXHALL CHEVETTE				
B4	1300 03/75 - 12/85 39 -42 kW	19-019444 		
VAUXHALL CHEVETTE Estate				
B4	1.2, 1300 09/76 - 12/85 39 -42 kW	19-019444 		
B6 Sport	1.2, 1300 09/76 - 12/85 39 -42 kW		24-004930 	
VAUXHALL VENTORA				
B4	3300 01/72 - 08/73 91 kW			
VAUXHALL VICTOR				
B4	1600, 2000 01/72 - 09/72 53 -65 kW			
B4	1800, 2300 10/72 - 08/73 57 -74 kW			
VAUXHALL VICTOR Estate				
B4	1800, 2300 10/72 - 08/73 57 -74 kW			
B4	3000 01/72 - 09/72 91 kW			

			
VAUXHALL			
VAUXHALL VX			
B4	2300 4/90 01/72 - 10/78 82 kW		




VOLVO			
VOLVO 140 (142, 144)			
B3	1.8, 1.8 S, 2.0, 2.0 S 08/66 - 08/75 55 -91 kW	36-163243	36-163212
B4	1.8, 1.8 S, 2.0, 2.0 S 08/66 - 08/75 55 -91 kW		
B6 Sport	1.8, 1.8 S, 2.0, 2.0 S 08/66 - 08/75 55 -91 kW	24-002899 	

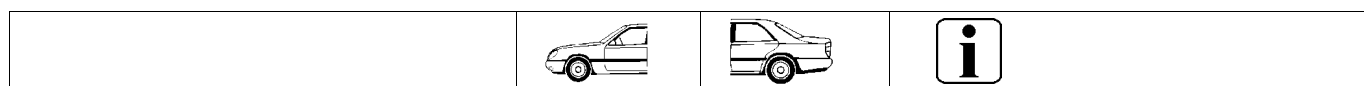
VOLVO 140 Kombi (145)			
B4	2.0 S 08/68 - 02/75 60 -91 kW		

VOLVO 164			
B4	2.9, 2.9 E 08/68 - 07/74 96 -118 kW		
B6 Sport	2.9, 2.9 E 08/68 - 07/74 96 -118 kW	24-002899 	

VOLVO 240 (P242, P244)			
B3	2.0, 2.1, 2.1 Turbo, 2.3, 2.3 i KAT, 2.4 Diesel, 2.7 GLT6 08/74 - 07/80 58 -114 kW	36-163199	36-163212
B3	2.0, 2.1, 2.1 Turbo, 2.3, 2.3 i KAT, 2.4 Diesel, 2.7 GLT6 08/74 - 07/80 58 -114 kW	36-163182	Verstärkte Ausführung .
B4	2.0, 2.1, 2.1 Turbo, 2.3, 2.3 i KAT, 2.4 Diesel, 2.7 GLT6 08/74 - 07/80 58 -114 kW	21-030314 	19-019529 
B6 Sport	2.0, 2.1, 2.1 Turbo, 2.3, 2.3 i KAT, 2.4 Diesel, 2.7 GLT6 08/74 - 07/80 58 -114 kW	34-181539 	24-002967  VA: Kenngröße: 131/83 HA: Kenngröße: 225/107
B6 Sport	2.0, 2.1, 2.1 Turbo, 2.3, 2.3 i KAT, 2.4 Diesel, 2.7 GLT6 08/74 - 07/80 58 -114 kW	34-030837 	24-022118  Baumuster: Rallye VA: Kenngröße: 350/150 HA: Kenngröße: 275/200
B6 Sport	2.0, 2.1, 2.1 Turbo, 2.3, 2.3 i KAT, 2.4 Diesel, 2.7 GLT6 08/74 - 07/80 58 -114 kW	34-031520 	Baumuster: Heavy Duty VA: Kenngröße: 300/175
B6 Sport	2.0, 2.1, 2.1 Turbo, 2.3, 2.3 i KAT, 2.4 Diesel, 2.7 GLT6 08/74 - 07/80 58 -114 kW	34-030806 	33-067230  Baumuster: Cup VA: Kenngröße: 305/206 HA: Kenngröße: 225/150

VOLVO 240 Kombi (P245)			
B3	2.0, 2.1, 2.1 Turbo, 2.3, 2.3 KAT, 2.3 i KAT, 2.4 Diesel, 2.7 GLT6, 2.8 08/74 - 09/82 50 -114 kW	36-163199	36-163137
B3	2.0, 2.1, 2.1 Turbo, 2.3, 2.3 KAT, 2.3 i KAT, 2.4 Diesel, 2.7 GLT6, 2.8 08/74 - 09/82 50 -114 kW	36-163182	36-163106 Verstärkte Ausführung .

				
VOLVO				
VOLVO 240 Kombi (P245)				
B4	2.0, 2.1, 2.1 Turbo, 2.3, 2.3 KAT, 2.3 i KAT, 2.4 Diesel, 2.7 GLT6, 2.8 08/74 - 09/82 50 -114 kW	21-030314 ↓	19-019529 ○	
B6 Sport	2.0, 2.1, 2.1 Turbo, 2.3, 2.3 KAT, 2.3 i KAT, 2.4 Diesel, 2.7 GLT6, 2.8 08/74 - 09/82 50 -114 kW	34-181539 ↓	24-002967 ○	VA: Kenngröße: 131/83 HA: Kenngröße: 225/107
B6 Sport	2.0, 2.1, 2.1 Turbo, 2.3, 2.3 KAT, 2.3 i KAT, 2.4 Diesel, 2.7 GLT6, 2.8 08/74 - 09/82 50 -114 kW	34-030837 ↓	24-022118 ○	Baumuster: Rallye VA: Kenngröße: 350/150 HA: Kenngröße: 275/200
B6 Sport	2.0, 2.1, 2.1 Turbo, 2.3, 2.3 KAT, 2.3 i KAT, 2.4 Diesel, 2.7 GLT6, 2.8 08/74 - 09/82 50 -114 kW	34-031520 ↓		Baumuster: Heavy Duty VA: Kenngröße: 300/175
B6 Sport	2.0, 2.1, 2.1 Turbo, 2.3, 2.3 KAT, 2.3 i KAT, 2.4 Diesel, 2.7 GLT6, 2.8 08/74 - 09/82 50 -114 kW	34-030806 ↓	33-067230 ○	Baumuster: Cup VA: Kenngröße: 305/206 HA: Kenngröße: 225/150
VOLVO 260 (P262, P264)				
B3	2.7, 2.8 08/74 - 07/82 92 -114 kW	36-163199	36-163212	
B3	2.7, 2.8 08/74 - 07/82 92 -114 kW	36-163182		Verstärkte Ausführung .
B4	2.7, 2.8 08/74 - 07/82 92 -114 kW	21-030314 ↓	19-019529 ○	
B6 Sport	2.7, 2.8 08/74 - 07/82 92 -114 kW	34-181539 ↓	24-002967 ○	VA: Kenngröße: 131/83 HA: Kenngröße: 225/107
B6 Sport	2.7, 2.8 08/74 - 07/82 92 -114 kW	34-030837 ↓	24-022118 ○	Baumuster: Rallye VA: Kenngröße: 350/150 HA: Kenngröße: 275/200
B6 Sport	2.7, 2.8 08/74 - 07/82 92 -114 kW	34-031520 ↓		Baumuster: Heavy Duty VA: Kenngröße: 300/175
B6 Sport	2.7, 2.8 08/74 - 07/82 92 -114 kW	34-030806 ↓	33-067230 ○	Baumuster: Cup VA: Kenngröße: 305/206 HA: Kenngröße: 225/150
VOLVO 260 Coupe (P262)				
B3	2.7 08/77 - 07/78 103 kW	36-163199	36-163212	
B4	2.7 08/77 - 07/78 103 kW	21-030314 ↓	19-019529 ○	
B6 Sport	2.7 08/77 - 07/78 103 kW	34-181539 ↓	24-002967 ○	VA: Kenngröße: 131/83 HA: Kenngröße: 225/107
B6 Sport	2.7 08/77 - 07/78 103 kW	34-030837 ↓	24-022118 ○	Baumuster: Rallye VA: Kenngröße: 350/150 HA: Kenngröße: 275/200
B6 Sport	2.7 08/77 - 07/78 103 kW	34-031520 ↓		Baumuster: Heavy Duty VA: Kenngröße: 300/175
B6 Sport	2.7 08/77 - 07/78 103 kW	34-030806 ↓	33-067230 ○	Baumuster: Cup VA: Kenngröße: 305/206 HA: Kenngröße: 225/150
VOLVO 260 Kombi (P265)				
B3	2.7, 2.8 07/75 - 07/82 92 -114 kW	36-163199	36-163137	
B3	2.7, 2.8 07/75 - 07/82 92 -114 kW	36-163182	36-163106	Verstärkte Ausführung .



VOLVO

VOLVO 260 Kombi (P265)

B4	2.7, 2.8 07/75 - 07/82	92 -114 kW	21-030314 †	19-019529 ∅	
B6 Sport	2.7, 2.8 07/75 - 07/82	92 -114 kW	34-181539 †	24-002967 ∅	VA: Kenngröße: 131/83 HA: Kenngröße: 225/107
B6 Sport	2.7, 2.8 07/75 - 07/82	92 -114 kW	34-030837 †	24-022118 ∅	Baumuster: Rallye VA: Kenngröße: 350/150 HA: Kenngröße: 275/200
B6 Sport	2.7, 2.8 07/75 - 07/82	92 -114 kW	34-031520 †		Baumuster: Heavy Duty VA: Kenngröße: 305/206
B6 Sport	2.7, 2.8 07/75 - 07/82	92 -114 kW	34-030806 †	33-067230 ∅	Baumuster: Cup VA: Kenngröße: 305/206 HA: Kenngröße: 225/150

VOLVO DUETT

B6 Sport	1.8 08/61 - 07/67	50 kW	24-060196 ∅		
----------	-----------------------------	-------	--------------------	--	--

VOLVO P 121

B6 Sport	1.6, 1.8, 2.0 05/59 - 01/69	44 -60 kW	24-002837 †	24-002936 †	
----------	---------------------------------------	-----------	--------------------	--------------------	--

VOLVO P 122 S AMAZON

B6 Sport	1.6, 1.8, 2.0 05/59 - 01/69	59 -76 kW	24-002837 †	24-002936 †	
----------	---------------------------------------	-----------	--------------------	--------------------	--

VOLVO P 122 S AMAZON Kombi

B6 Sport	1.8 08/61 - 07/67	59 kW	24-002837 †	24-002936 †	
----------	-----------------------------	-------	--------------------	--------------------	--

VOLVO P 544

B6 Sport	1.6, 1.8 08/61 - 07/67	44 -61 kW	24-060196 ∅		
----------	----------------------------------	-----------	--------------------	--	--

VOLVO P 1800

B6 Sport	1.8, 1.8 S, 2.0 ES 04/62 - 11/73	66 -91 kW	24-002837 †	24-002936 †	
----------	--	-----------	--------------------	--------------------	--




VOLVO P 2200 Kombi




B6 Sport	1.8 09/64 - 08/67	50 -63 kW	24-002837 †	24-002936 †	
----------	-----------------------------	-----------	--------------------	--------------------	--

VW

VW DERBY (86)




B1	0.9, 1.1, 1.3 02/77 - 09/81	29 -44 kW	12-117383		
B3	0.9, 1.1, 1.3 02/77 - 09/81	29 -44 kW	36-134151	36-131051	Standardfahrwerk
B4	0.9, 1.1, 1.3 02/77 - 09/81	29 -44 kW	21-030345 †	19-019642 ∅ 11-101390 SP	
B6 Sport	0.9, 1.1, 1.3 02/77 - 09/81	29 -44 kW	34-000175 †	24-181495 ∅	

				
VW				
VW DERBY (86)				
B8	0.9, 1.1, 1.3 02/77 - 09/81 29 -44 kW	34-030011 ↓	24-016193 ⚙	
VW GOLF I (17)				
B1	1.1, 1.3, 1.5, 1.5 D, 1.6, 1.6 D, 1.6 GTI, 1.6 TD, 1.8 GTI 04/74 - 12/83 37 -82 kW	12-117369		VA: mit Abstandshülse
B3	1.1, 1.5, 1.6 04/74 - 02/84 37 -55 kW	36-134168	36-131068	Standardfahrwerk
B3	1.1, 1.3, 1.5, 1.5 D, 1.6, 1.6 D, 1.6 GTI, 1.6 TD, 1.8 GTI 04/74 - 12/83 37 -82 kW		36-155095	Verstärkte Ausführung .
B3	1.1, 1.3 08/79 - 12/83 38 -44 kW	36-131105	36-131068	Standardfahrwerk
B3	1.5 08/77 - 07/83 51 kW	36-134168	36-131068	Standardfahrwerk
B3	1.5 D 08/76 - 07/80 37 kW	36-134175	36-131068	Standardfahrwerk
B3	1.6 D, 1.6 GTI, 1.6 TD, 1.8 GTI 08/76 - 12/83 40 -82 kW	36-131105	36-134182	Standardfahrwerk
B4	1.1, 1.3, 1.5, 1.5 D, 1.6, 1.6 D, 1.6 GTI, 1.6 TD, 1.8 GTI 04/74 - 12/83 37 -82 kW	21-030338 ↓ 11-101307 SP	19-019550 ⚙ 11-101345 SP	VA: nur für verschraubte Federbeine
B6 Sport	1.1, 1.3, 1.5, 1.5 D, 1.6, 1.6 D, 1.6 GTI, 1.6 TD, 1.8 GTI 04/74 - 12/83 37 -82 kW	34-001370 ↓	24-008372 ⚙ 11-101345 SP	VA: nur für verschraubte Federbeine
B8	1.1, 1.3, 1.5, 1.5 D, 1.6, 1.6 D, 1.6 GTI, 1.6 TD, 1.8 GTI 04/74 - 12/83 37 -82 kW	34-001370 ↓	24-015141 ⚙ 11-101345 SP	VA: nur für verschraubte Federbeine
B12 PK	1.1, 1.3, 1.5, 1.5 D, 1.6, 1.6 D, 1.6 GTI, 1.6 TD, 1.6 TD CL, 1.8 GTI 04/74 - 12/83 37 -82 kW	46-189868		siehe Gutachten; nur für verschraubte Federbeine VA: Tieferlegung lt. GA: 30-40 mm; Achslast bis: 785 kg HA: Tieferlegung lt. GA: 30-35 mm; Achslast bis: 630 kg
MS	1.1, 1.3, 1.5, 1.5 D, 1.6, 1.6 D, 1.6 GTI, 1.6 TD, 1.8 GTI 04/74 - 12/83 37 -82 kW		24-006576 ⚙	Baumuster: Rally Gruppe N VA: Kenngröße: 230/80 HA: Kenngröße: 208/73
MS	1.1, 1.3, 1.5, 1.5 D, 1.6, 1.6 D, 1.6 GTI, 1.6 TD, 1.6 TD CL, 1.8 GTI 04/74 - 12/83 37 -82 kW	35-603207 ↓		Baumuster: Rennen Gruppe A
VW GOLF I Cabriolet (155)				
B3	1.5, 1.6, 1.8 01/79 - 12/89 51 -82 kW	36-134243	36-155095	Standardfahrwerk
B3	1.5 01/79 - 11/83 51 kW	36-160358	36-155095	Verstärkte Ausführung .
B12 PK	1.5, 1.6, 1.8 01/79 - 12/89 51 -82 kW	46-189943		siehe Gutachten; nur für verschraubte Federbeine VA: Tieferlegung lt. GA: 30-40 mm; Achslast bis: 785 kg HA: Tieferlegung lt. GA: 30-35 mm; Achslast bis: 630 kg
VW JETTA I (16)				
B1	1.1, 1.3, 1.5, 1.5 D, 1.6, 1.6 D, 1.6 GLI, 1.6 TD, 1.8 08/78 - 02/84 37 -82 kW	12-117369		VA: mit Abstandshülse

			
VW			
VW JETTA I (16)			
B3	1.1, 1.3, 1.5, 1.5 D, 1.6, 1.6 D, 1.6 GLI, 1.6 TD, 1.8 08/78 - 02/84 37 -82 kW	36-134243	36-130955 Standardfahrwerk
B3	1.1, 1.3, 1.5, 1.5 D, 1.6, 1.6 D, 1.6 GLI, 1.6 TD, 1.8 08/78 - 02/84 37 -82 kW	36-160358	Verstärkte Ausführung .
B4	1.1, 1.3, 1.5, 1.5 D, 1.6, 1.6 D, 1.6 GLI, 1.6 TD, 1.8 08/78 - 02/84 37 -82 kW	21-030338 ↓	19-019550 ♂ 11-101345 SP
B6 Sport	1.1, 1.3, 1.5, 1.5 D, 1.6, 1.6 D, 1.6 GLI, 1.6 TD, 1.8 08/78 - 02/84 37 -82 kW	34-001370 ↓	24-008372 ♂ 11-101345 SP
B8	1.1, 1.3, 1.5, 1.5 D, 1.6, 1.6 D, 1.6 GLI, 1.6 TD, 1.8 08/78 - 02/84 37 -82 kW	34-001370 ↓	24-015141 ♂ 11-101345 SP
B12 PK	1.1, 1.3, 1.5, 1.5 D, 1.6, 1.6 D, 1.6 GLI, 1.6 TD, 1.8 08/78 - 02/84 37 -82 kW	46-189868	siehe Gutachten; nur für verschraubte Federbeine VA: Tieferlegung lt. GA: 30-40 mm; Achslast bis: 785 kg HA: Tieferlegung lt. GA: 30-35 mm; Achslast bis: 630 kg

VW KAEFER			
B3	1300 1.3, 1302 1.2, 1302 1.3, 1302 1.6, 1303 1.2, 1303 1.3, 1303 1.6, 1303 LS,S 1.6 08/70 - 12/79 25 -37 kW	36-160303	Standardfahrwerk HA: mit Drehstabfederung
B6 Sport	1.1 (Brezel), 1.2, 1200 1.2 04/49 - 07/65 18 -25 kW		24-000321 ♂ HA: Kenngröße: 280/100
B6 Sport	1.1 (Brezel), 1.2, 1200 1.2 04/49 - 07/65 18 -25 kW		24-181488 ♂ Baumuster: Rennen HA: Kenngröße: 330/130
B6 Sport	1.2 01/54 - 12/65 22 kW		24-000338 ♂ Baumuster: Rallye HA: Kenngröße: 365/130; mit Unibal-Gelenklager
B6 Sport	1200 1.2, 1300 1.3, 1500 1.5, 1500 1.6, 1600 (Mexico), 1600 i (Mexico) 08/65 - 07/03 25 -37 kW	24-006200 ♂	24-000321 ♂ Schaltgetriebe VA: nur in Verbindung mit 131 413 441; nur in Verbindung mit 131 413 449 B HA: Kenngröße: 280/100
B6 Sport	1200 1.2, 1300 1.3, 1500 1.5, 1500 1.6, 1600 (Mexico), 1600 i (Mexico) 08/65 - 07/03 25 -37 kW	24-006200 ♂	24-181488 ♂ Schaltgetriebe; Baumuster: Rennen VA: nur in Verbindung mit 131 413 441; nur in Verbindung mit 131 413 449 B HA: Kenngröße: 330/130
B6 Sport	1300 1.3, 1500 1.5, 1500 1.6 08/67 - 01/73 27 -37 kW	24-006200 ♂	24-000345 ♂ Automatik VA: nur in Verbindung mit 131 413 441; nur in Verbindung mit 131 413 449 B HA: Kenngröße: 350/160
B6 Sport	1302 1.2, 1302 1.3, 1302 1.6, 1303 1.2, 1303 1.3, 1303 1.6 01/70 - 08/73 25 -37 kW	34-181515 ↓	24-006347 ♂
B6 Sport	1302 1.2, 1302 1.3, 1302 1.6, 1303 1.2, 1303 1.3, 1303 1.6 01/70 - 08/73 25 -37 kW	34-181515 ↓	24-000345 ♂ straffere Einstellung HA: Kenngröße: 350/160
B6 Sport	1303 1.2, 1303 1.3, 1303 1.6, 1303 LS,S 1.6 09/73 - 12/79 25 -37 kW	34-000403 ↓	24-006347 ♂ VA: Federbeinhersteller Boge; nur für verschraubte Federbeine
B6 Sport	1303 1.2, 1303 1.3, 1303 1.6, 1303 LS,S 1.6 09/73 - 12/79 25 -37 kW	34-000403 ↓	24-000345 ♂ straffere Einstellung VA: Federbeinhersteller Boge; nur für verschraubte Federbeine HA: Kenngröße: 350/160

VW KAEFER Cabriolet (15)			
B6 Sport	1302 1.3, 1302 1.6, 1302,1303 1.6, 1303 1.3, 1303 1.6, 1500 1.5, 1500 1.6 01/70 - 08/73 29 -37 kW	34-181515 ↓	24-006347 ♂































			
VW			
VW KAEFER Cabriolet (15)			
B6 Sport	1302 1.3, 1302 1.6, 1302,1303 1.6, 1303 1.3, 1303 1.6, 1500 1.5, 1500 1.6 01/70 - 08/73 29 -37 kW	34-181515 ↓	24-000345 ○ straffere Einstellung HA: Kenngröße: 350/160
B6 Sport	1302 1.3, 1302 1.6, 1302,1303 1.6, 1303 1.2, 1303 1.3, 1303 1.6 09/73 - 03/81 25 -37 kW	34-000403 ↓	24-006347 ○ VA: Federbeinhersteller Boge; nur für verschraubte Federbeine
B6 Sport	1302 1.3, 1302 1.6, 1302,1303 1.6, 1303 1.2, 1303 1.3, 1303 1.6 09/73 - 03/81 25 -37 kW	34-000403 ↓	24-000345 ○ straffere Einstellung VA: Federbeinhersteller Boge; nur für verschraubte Federbeine HA: Kenngröße: 350/160

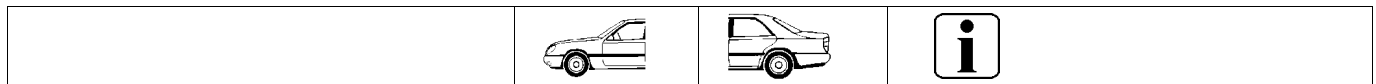
VW PASSAT (32)			
B3	1.3, 1.5, 1.6 05/73 - 07/80 40 -63 kW	36-160372	36-134274
B3	1.5 D 08/77 - 07/80 37 kW	36-160365	36-134274
B4	1.3, 1.5, 1.5 D, 1.6, 1.6 GLi 05/73 - 07/80 37 -81 kW	21-030406 ↓ 11-101307 SP	19-019512 ○ VA: Øa: 50 mm
B6 Sport	1.3, 1.5, 1.5 D, 1.6, 1.6 GLi 05/73 - 07/80 37 -81 kW	34-000144 ↓	24-006514 ○ VA: Schnellreparaturservice .; Altteiltrückgabe erforderlich . HA: Schnellreparaturservice .; Altteiltrückgabe erforderlich .



VW PASSAT Variant (33)			
B3	1.3, 1.5, 1.6, 1.6 i 05/73 - 07/80 40 -81 kW	36-160372	36-134281
B3	1.5 D, 1.6 D 02/77 - 07/80 37 -40 kW	36-160365	36-134281
B4	1.3, 1.5, 1.5 D, 1.6, 1.6 D, 1.6 i 05/73 - 07/80 37 -81 kW	21-030406 ↓ 11-101307 SP	VA: Øa: 50 mm
B6 Sport	1.3, 1.5, 1.5 D, 1.6, 1.6 D, 1.6 i 05/73 - 07/80 37 -81 kW	34-000144 ↓	24-006521 ○ VA: Schnellreparaturservice .; Altteiltrückgabe erforderlich . HA: Schnellreparaturservice .; Altteiltrückgabe erforderlich .

VW POLO (86)			
B1	0.8, 0.9, 1.1, 1.3 03/75 - 09/81 25 -44 kW	12-117383	
B3	0.8, 0.9, 1.1, 1.3 03/75 - 09/81 25 -44 kW	36-134151	36-131051 Standardfahrwerk
B4	0.8, 0.9, 1.1, 1.3 03/75 - 09/81 25 -44 kW	21-030345 ↓	19-019642 ○ 11-101390 SP
B6 Sport	0.8, 0.9, 1.1, 1.3 03/75 - 09/81 25 -44 kW	34-000175 ↓	24-181495 ○ 11-101390 SP
B8	0.8, 0.9, 1.1, 1.3 03/75 - 09/81 25 -44 kW	34-030011 ↓	24-016193 ○ 11-101390 SP





VW SCIROCCO (53)			
B1	1.1, 1.3, 1.5, 1.6 02/74 - 07/80 37 -81 kW	12-117369	VA: mit Abstandshülse
B3	1.5, 1.6 02/74 - 07/80 51 -81 kW	36-134168	36-134182
B4	1.1, 1.3, 1.5, 1.6 02/74 - 07/80 37 -81 kW	21-030338 ↓	19-019550 ○ 11-101345 SP VA: nur für verschraubte Federbeine

			
VW			
VW SCIROCCO (53)			
B6 Sport	1.1, 1.3, 1.5, 1.6 02/74 - 07/80 37 - 81 kW	34-001370 	24-008372  VA: nur für verschraubte Federbeine
B8	1.1, 1.3, 1.5, 1.6 02/74 - 07/80 37 - 81 kW	34-001370 	24-015141  VA: nur für verschraubte Federbeine
B12 PK	1.3, 1.5, 1.6 06/76 - 07/80 44 - 81 kW	46-189868	siehe Gutachten; nur für verschraubte Federbeine VA: Tieferlegung lt. GA: 30-40 mm; Achslast bis: 785 kg HA: Tieferlegung lt. GA: 30 mm; Achslast bis: 630 kg
VW 411,412			
B6 Sport	1.7, 1.8 07/68 - 03/75 50 - 63 kW	34-000311 	24-006309  VA: Schnellreparaturservice.; Altteilerückgabe erforderlich. HA: Schnellreparaturservice.; Altteilerückgabe erforderlich.
VW 412 Variant			
B6 Sport	1.7, 1.8 E,LE 01/72 - 03/75 55 - 63 kW	34-000311 	24-006309  VA: Schnellreparaturservice.; Altteilerückgabe erforderlich. HA: Schnellreparaturservice.; Altteilerückgabe erforderlich.
VW 1500,1600 Schrägheck (31)			
B6 Sport	1.5 L, 1.6 TL 07/68 - 07/73 33 - 40 kW	24-632188 	24-006347  mit Doppelquerlenkerachse
B6 Sport	1.6 TL 01/64 - 01/68 40 kW	24-632188 	24-000321  mit Pendelachse HA: Kenngröße: 280/100
VW 1500,1600 (31)			
B6 Sport	1.5, 1.5 S, 1.6, 1.6 L, 1.6 TL 01/64 - 01/68 33 - 40 kW	24-632188 	24-000321  mit Pendelachse HA: Kenngröße: 280/100
B6 Sport	1.5, 1.6, 1.6 L, 1.6 TL 07/68 - 07/73 33 - 40 kW	24-632188 	24-006347  mit Doppelquerlenkerachse
VW 1500,1600 Variant (36)			
B6 Sport	1.5, 1.5 S, 1.6 L 01/64 - 01/68 33 - 40 kW	24-632188 	24-000321  mit Pendelachse HA: Kenngröße: 280/100
B6 Sport	1.5, 1.6 L 07/68 - 07/73 33 - 40 kW	24-632188 	24-006347  mit Doppelquerlenkerachse
VW LT 28-35 I Bus (281-363)			
B2	2.0, 2.4 D 04/75 - 11/82 55 kW	i.V. 	15-100078 
B2	2.4 D 12/82 - 07/92 55 kW	i.V. 	15-107282 
B3	2.0, 2.4, 2.4 D, 2.4 i, 2.4 TD 04/75 - 07/89 51 - 75 kW	36-131310	Verstärkte Ausführung. HA: mit Blattfederung
B3	2.0, 2.4, 2.4 D, 2.4 i, 2.4 TD 04/75 - 07/89 51 - 75 kW	36-155118	Baumuster: komfort HA: mit Blattfederung
B3	2.0, 2.4, 2.4 D, 2.4 i, 2.4 TD 04/75 - 07/89 51 - 75 kW	36-155125	HA: mit Blattfederung
B4	2.4, 2.4 D, 2.4 i, 2.4 TD 01/79 - 06/96 51 - 75 kW		19-104300 
VW LT 28-35 I Kasten (281-363)			
B2	2.0, 2.4 D, 2.7 D 04/75 - 11/82 48 - 55 kW	i.V. 	15-100078 






VW
VW LT 28-35 I Kasten (281-363)

B2	2.4 D 12/82 - 07/92 55 kW	15-108418 	15-107282 	
B3	2.0, 2.4, 2.4 D, 2.4 i, 2.4 TD, 2.7 D 04/75 - 08/92 48 -75 kW	36-131310		Verstärkte Ausführung . HA: mit Blattfederung
B3	2.0, 2.4, 2.4 D, 2.4 i, 2.4 TD, 2.7 D 04/75 - 08/92 48 -75 kW	36-155118		Baumuster: komfort HA: mit Blattfederung
B3	2.0, 2.4, 2.4 D, 2.4 i, 2.4 TD, 2.7 D 04/75 - 08/92 48 -75 kW	36-155125		HA: mit Blattfederung





VW LT 28-35 I Pritsche/Fahrgestell (281-363)

B2	2.0, 2.4 D, 2.7 D 04/75 - 11/82 48 -55 kW	i.V. 	15-100078 	
B2	2.0, 2.4, 2.4 D, 2.4 i, 2.4 TD 12/82 - 09/93 51 -75 kW	i.V. 	15-107282 	
B3	2.0, 2.4, 2.4 D, 2.4 i, 2.4 TD, 2.7 D 04/75 - 09/93 48 -75 kW	36-131310		Verstärkte Ausführung . HA: mit Blattfederung
B3	2.0, 2.4, 2.4 D, 2.4 i, 2.4 TD, 2.7 D 04/75 - 09/93 48 -75 kW	36-155118		Baumuster: komfort HA: mit Blattfederung
B3	2.0, 2.4, 2.4 D, 2.4 i, 2.4 TD, 2.7 D 04/75 - 09/93 48 -75 kW	36-155125		HA: mit Blattfederung


VW LT 40-55 I Kasten (291-512)

B2	2.0, 2.4 D 04/75 - 11/82 55 kW	15-108418 	15-100078 	
B2	2.0, 2.4 D 12/82 - 07/92 55 kW	15-108418 	i.V. 	


VW LT 40-55 I Pritsche/Fahrgestell (293-909)

B2	2.0, 2.4 D 04/75 - 12/82 55 kW	15-108418 	15-100078 	
B2	2.0, 2.4, 2.4 D, 2.4 TD 12/82 - 09/93 55 -75 kW	15-108418 	i.V. 	









VW TRANSPORTER I Bus (22, 24, 25, 28)

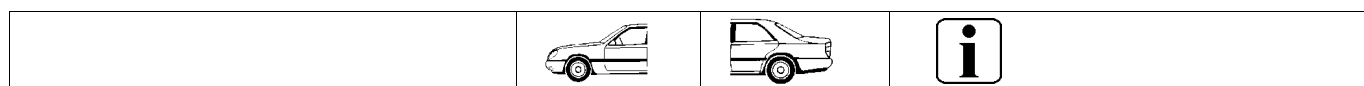
B6 Sport	1.1, 1.2, 1.5, 1.6 01/55 - 07/67 18 -35 kW		24-000321 	HA: Kenngröße: 280/100
----------	---	--	---	------------------------

VW TRANSPORTER I Kasten (21, 23)

B6 Sport	1.2, 1.5, 1.6 01/55 - 12/68 25 -35 kW		24-000321 	HA: Kenngröße: 280/100
----------	--	--	---	------------------------









VW TRANSPORTER II Bus

B6 Sport	1.6 08/67 - 07/70 34 kW	24-632799 	24-632805 	
B6 Sport	1.6, 1.7 08/70 - 08/73 37 -49 kW	24-632799 	24-632805 	
B6 Sport	1.6, 1.7 09/73 - 04/79 37 -49 kW	24-632799 	24-634649 	
B6 Sport	1.8, 2.0 11/73 - 04/79 50 -51 kW	24-632799 	24-634649 	







VW
VW TRANSPORTER II Bus





VW TRANSPORTER II Kasten

B6 Sport	1.6 08/70 - 08/73 37 kW	24-632799 	24-632805 	
B6 Sport	1.6, 1.7 09/73 - 04/79 37 -49 kW	24-632799 	24-634649 	
B6 Sport	1.7 08/71 - 08/73 49 kW	24-632799 	24-632805 	
B6 Sport	1.8, 2.0 11/73 - 07/79 50 -51 kW	24-632799 	24-634649 	





VW TRANSPORTER II Pritsche/Fahrgestell

B6 Sport	1.6 08/68 - 08/73 37 kW	24-632799 	24-632805 	
B6 Sport	1.6 09/73 - 07/79 37 kW	24-632799 	24-634649 	



VW TRANSPORTER III Bus


B3	1.6, 1.6 D, 1.6 TD, 1.7 D, 1.9, 2.0, 2.1, 2.1 i 05/79 - 07/92 37 -82 kW	36-134465	38-131172	Standardfahrwerk
B3	1.6, 1.6 D, 1.6 TD, 1.7 D, 1.9, 2.0, 2.1, 2.1 i 05/79 - 07/92 37 -82 kW	36-134472	38-131219	Verstärkte Ausführung .
B4	1.6, 1.6 D, 1.6 TD, 1.7 D, 1.9, 2.0, 2.1, 2.1 i 05/79 - 07/92 37 -82 kW	19-020198 	19-020075 	
B6 Sport	1.6, 1.6 D, 1.6 TD, 1.7 D, 1.9, 2.0, 2.1, 2.1 i 05/79 - 07/92 37 -82 kW	24-008204 	24-008303 	

VW TRANSPORTER III Kasten

B3	1.6, 1.6 D, 1.6 TD, 1.7 D, 1.9, 2.0, 2.1, 2.1 i 05/79 - 07/92 37 -82 kW	36-134465	38-131172	Standardfahrwerk
B3	1.6, 1.6 D, 1.6 TD, 1.7 D, 1.9, 2.0, 2.1, 2.1 i 05/79 - 07/92 37 -82 kW	36-134472	38-131219	Verstärkte Ausführung .
B4	1.6, 1.6 D, 1.6 TD, 1.7 D, 1.9, 2.0, 2.1, 2.1 i 05/79 - 07/92 37 -82 kW	19-020198 	19-020075 	
B6 Sport	1.6, 1.6 D, 1.6 TD, 1.7 D, 1.9, 2.0, 2.1, 2.1 i 05/79 - 07/92 37 -82 kW	24-008204 	24-008303 	

VW TRANSPORTER III Pritsche/Fahrgestell

B3	1.6 D, 1.6 TD, 1.7 D, 1.9, 2.0, 2.1, 2.1 i 05/79 - 07/92 37 -82 kW	36-134465	38-131172	Standardfahrwerk
B3	1.6 D, 1.6 TD, 1.7 D, 1.9, 2.0, 2.1, 2.1 i 05/79 - 07/92 37 -82 kW	36-134472	38-131219	Verstärkte Ausführung .
B4	1.6 D, 1.6 TD, 1.7 D, 1.9, 2.0, 2.1, 2.1 i 05/79 - 07/92 37 -82 kW	19-020198 	19-020075 	



VW

VW TRANSPORTER III Pritsche/Fahrgestell

B6 Sport	1.6 D, 1.6 TD, 1.7 D, 1.9, 2.0, 2.1, 2.1 i 05/79 - 07/92 37 -82 kW	24-008204 $\frac{1}{0}$	24-008303 $\frac{0}{0}$	
-------------	---	--------------------------------	--------------------------------	--

WARTBURG

WARTBURG 353

B6 Sport	1.0, 1.3 06/66 - 05/91 33 -43 kW	34-465578 $\frac{0}{0}$	34-465585 $\frac{0}{0}$	VA: Schnellreparaturservice .; Altteilerückgabe erforderlich . HA: Schnellreparaturservice .; Altteilerückgabe erforderlich .
-------------	---	--------------------------------	--------------------------------	--

MS	1.0 06/66 - 08/88 33 -37 kW	24-618106 $\frac{0}{0}$	24-618113 $\frac{0}{0}$	Baumuster: Rallye
-----------	--	--------------------------------	--------------------------------	-------------------

WARTBURG 353 Tourist

B6 Sport	1.0, 1.3 10/67 - 05/91 33 -43 kW	34-465578 $\frac{0}{0}$	34-465585 $\frac{0}{0}$	VA: Schnellreparaturservice .; Altteilerückgabe erforderlich . HA: Schnellreparaturservice .; Altteilerückgabe erforderlich .
-------------	---	--------------------------------	--------------------------------	--

MS	1.0, 1.3 10/67 - 05/91 33 -43 kW	24-618106 $\frac{0}{0}$	24-618113 $\frac{0}{0}$	Baumuster: Rallye
-----------	---	--------------------------------	--------------------------------	-------------------



Alte Bestellnummer – Neue Bestellnummer

Alt	Neu	Seite	Alt	Neu	Seite	Alt	Neu	Seite	Alt	Neu	Seite	Alt	Neu	Seite
AFS-B676	12-116768	2	B46-0032	24-000321	50	B46-0696	24-006965	24	BE5-2484	24-024846	42	BNE-2847	19-028477	41
AFS-B732	12-117321	3	B46-0032	24-000321	51	B46-0696	24-006965	25	BE5-2771	24-027717	15	BNE-2871	19-028712	23
AFS-B732	12-117321	4	B46-0033	24-000338	48	B46-0696	24-006965	32	BE5-2772	24-027724	15	BNE-6451	19-064512	22
AFS-B736	12-117369	47	B46-0034	24-000345	48	B46-0696	24-006965	33	BE5-59995	24-599955	34	BNE-6452	19-064529	22
AFS-B736	12-117369	49	B46-0034	24-000345	49	B46-0696	24-006965	43	BE5-59996	24-599962	34	BNE-6466	19-064666	16
AFS-B738	12-117383	2	B46-0040	24-181488	48	B46-0713	24-007139	18	BE5-60427	24-604277	9	BNE-AA30	19-104300	50
AFS-B738	12-117383	46	B46-0057	24-000574	23	B46-0714	24-007146	18	BE5-62772	24-627726	24	BNE-D530	19-135304	15
AFS-B738	12-117383	49	B46-0081	24-000819	24	B46-0721	24-007214	8	BE5-62772	24-627726	29	BNE-D531	19-135311	15
AFS-B747	12-117475	2	B46-0091	24-000918	24	B46-0730	24-007306	6	BE5-63001	24-630016	8	BTE-6218	15-062185	2
ASP-A130	11-101307	2	B46-0091	24-000918	43	B46-0730	24-007306	7	BE5-63112	24-631129	25	BTE-6467	15-064677	16
ASP-A130	11-101307	3	B46-0092	24-000925	28	B46-0730	24-007306	8	BE5-63112	24-631129	31	BTE-6468	15-064684	16
ASP-A130	11-101307	47	B46-0092	24-000925	29	B46-0741	24-007412	13	BE5-63207	24-181846	38	BTE-A007	15-100078	50
ASP-A130	11-101307	49	B46-0092	24-000925	41	B46-0751	24-007511	13	BE5-63213	24-632133	9	BTE-A007	15-100078	51
ASP-A131	11-101314	27	B46-0092	24-000925	42	B46-0764	24-007641	14	BE5-63214	24-632140	9	BTE-A728	15-107282	50
ASP-A131	11-101314	28	B46-0111	24-001113	8	B46-0767	24-007672	14	BE5-63215	24-632157	3	BTE-A728	15-107282	51
ASP-A131	11-101314	29	B46-0118	24-001182	9	B46-0770	24-007702	14	BE5-63216	24-632164	3	BTE-A841	15-108418	51
ASP-A131	11-101314	41	B46-0132	24-001328	4	B46-0773	24-007733	14	BE5-63253	24-632539	3	FE1-C970	36-129706	20
ASP-A131	11-101314	42	B46-0133	24-001335	4	B46-0802	24-008020	8	BE5-63256	24-632560	3	FE1-C971	36-129713	17
ASP-A132	11-101321	8	B46-0135	24-001359	3	B46-0803	24-008037	9	BE5-63261	24-632614	3	FE1-C971	36-129713	18
ASP-A133	11-101338	15	B46-0137	24-181495	2	B46-0813	24-008136	9	BE5-63262	24-632621	3	FE1-C972	36-129720	17
ASP-A134	11-101345	6	B46-0137	24-181495	46	B46-0819	24-008198	9	BE5-63269	24-632690	25	FE1-C972	36-129720	18
ASP-A134	11-101345	47	B46-0137	24-181495	49	B46-0819	24-008198	10	BE5-63279	24-632799	51	FE1-C973	36-129737	17
ASP-A134	11-101345	48	B46-0154	24-001540	17	B46-0819	24-008198	11	BE5-63279	24-632799	52	FE1-C973	36-129737	18
ASP-A134	11-101345	49	B46-0156	24-001564	11	B46-0820	24-008204	52	BE5-63280	24-632805	51	FE1-C973	36-129737	20
ASP-A136	11-101369	25	B46-0167	24-001670	34	B46-0820	24-008204	53	BE5-63280	24-632805	52	FE1-C973	36-129737	21
ASP-A136	11-101369	30	B46-0167	24-001670	35	B46-0830	24-008303	52	BE5-63310	24-181853	2	FE1-C974	36-129744	19
ASP-A136	11-101369	32	B46-0167	24-001670	36	B46-0830	24-008303	53	BE5-63336	24-633369	26	FE1-C978	36-129782	17
ASP-A136	11-101369	33	B46-0169	24-001694	34	B46-0837	24-008372	47	BE5-63336	24-633369	27	FE1-C978	36-129782	18
ASP-A136	11-101369	42	B46-0169	24-001694	35	B46-0837	24-008372	48	BE5-63337	24-633376	26	FE1-C978	36-129782	19
ASP-A139	11-101390	2	B46-0179	24-001793	36	B46-0837	24-008372	50	BE5-63337	24-633376	27	FE1-C978	36-129782	20
ASP-A139	11-101390	46	B46-0248	24-002486	41	B46-0871	24-008716	14	BE5-6723	33-067230	44	FE1-C978	36-129782	21
ASP-A139	11-101390	49	B46-0250	24-002509	16	B46-0872	24-008723	14	BE5-6723	33-067230	45	FE1-C979	36-129799	19
ASP-A141	11-101413	4	B46-0258	24-002585	41	B46-0883	24-008839	24	BE5-6723	33-067230	46	FE1-C982	36-129829	14
ASP-A145	11-101451	8	B46-0260	24-002608	16	B46-0883	24-008839	30	BE5-B336	24-113366	20	FE1-D072	36-130726	4
ASP-A191	11-101918	33	B46-0283	24-002837	46	B46-0893	24-008938	24	BE5-B336	24-113366	36	FE1-D075	36-130757	3
ASP-A191	11-101918	34	B46-0289	24-002899	44	B46-0893	24-008938	30	BE5-B337	24-113373	20	FE1-D075	36-130757	4
ASP-A394	11-103943	3	B46-0293	24-002936	46	B46-0908	24-009089	26	BE5-B337	24-113373	36	FE1-D095	36-130955	48
ASP-A394	11-103943	4	B46-0296	24-002967	44	B46-0908	24-009089	27	BE5-C673	24-126731	5	FE1-D096	36-130962	3
B22-0246	18-002461	18	B46-0296	24-002967	45	B46-0918	24-009188	24	BE5-H561	24-175616	12	FE1-D097	36-130979	2
B22-0246	18-002461	20	B46-0296	24-002967	46	B46-0918	24-009188	26	BNE-1925	19-019253	36	FE1-D097	36-130979	3
B22-0246	18-002461	21	B46-0312	24-003124	39	B46-0918	24-009188	27	BNE-1925	19-019253	37	FE1-D105	36-131051	2
B36-0161	24-001618	36	B46-0314	24-003148	41	B46-0918	24-009188	29	BNE-1926	19-019260	37	FE1-D105	36-131051	46
B36-0304	24-003049	41	B46-0315	24-003155	41	B46-0923	24-009232	12	BNE-1929	19-019291	12	FE1-D105	36-131051	49
B36-0370	24-181464	5	B46-0316	24-003162	40	B46-0929	24-009294	11	BNE-1929	19-019291	13	FE1-D106	36-131068	47
B36-0370	24-181464	16	B46-0317	24-003179	40	B46-0933	24-009331	12	BNE-1929	19-019291	39	FE1-D110	36-131105	47
B36-0370	24-181464	22	B46-0319	24-003193	17	B46-0967	24-009676	34	BNE-1938	19-019383	37	FE1-D117	38-131172	52
B36-0380	24-181471	5	B46-0319	24-003193	39	B46-0967	24-009676	35	BNE-1943	19-019437	39	FE1-D121	38-131219	52
B36-0380	24-181471	16	B46-0319	24-003193	40	B46-0967	24-009676	36	BNE-1944	19-019444	24	FE1-D131	36-131310	50
B36-0380	24-181471	22	B46-0385	24-003858	38	B46-0973	24-009737	35	BNE-1944	19-019444	26	FE1-D131	36-131310	51
B36-0443	24-004435	16	B46-0410	24-004107	23	B46-0973	24-009737	36	BNE-1944	19-019444	27	FE1-D308	36-133086	3
B36-0445	24-004459	17	B46-0420	24-004206	23	B46-0974	24-009744	36	BNE-1944	19-019444	30	FE1-D308	36-133086	4
B36-0453	24-004534	16	B46-0442	24-004428	22	B46-0975	24-009751	34	BNE-1944	19-019444	43	FE1-D309	36-133093	3
B36-0453	24-004534	17	B46-0447	24-004473	16	B46-0975	24-009751	35	BNE-1949	19-019499	15	FE1-D309	36-133093	4
B36-0459	24-004596	22	B46-0452	24-004527	22	B46-1019	24-011019	11	BNE-1950	19-019505	38	FE1-D310	36-133109	3
B36-0462	24-004626	1	B46-0454	24-004541	22	B46-1104	24-011044	11	BNE-1951	19-019512	49	FE1-D310	36-133109	4
B36-0485	24-004855	25	B46-0456	24-004565	22	B46-1184	24-011846	19	BNE-1952	19-019529	44	FE1-D311	36-133116	4
B36-0486	24-004862	27	B46-0457	24-004572	16	B46-1185	24-011853	12	BNE-1952	19-019529	45	FE1-D378	36-133789	17
B36-0486	24-004862	28	B46-0460	24-004602	22	B46-1393	24-013932	27	BNE-1952	19-019529	46	FE1-D378	36-133789	18
B36-0486	24-004862	41	B46-0463	24-004633	1	B46-1393	24-013932	28	BNE-1954	19-019543	38	FE1-D379	36-133796	17
B36-0486	24-004862	42	B46-0463	24-004633	2	B46-1393	24-013932	41	BNE-1955	19-019550	47	FE1-D379	36-133796	18
B36-0501	24-005012	19	B46-0465	24-004657	1	B46-1393	24-013932	42	BNE-1955	19-019550	48	FE1-D381	36-133819	17
B36-0507	24-005074	18	B46-0473	24-004732	1	B46-1503	24-015035	22	BNE-1955	19-019550	49	FE1-D382	36-133826	19
B36-0525	24-005258	21	B46-0473	24-004732	2	B46-1514	24-015141	47	BNE-1956	19-019567	1	FE1-D382	36-133826	19
B36-0526	24-005265	21	B46-0473	24-004732	23	B46-1514	24-015141	48	BNE-1956	19-019567	6	FE1-D383	36-133833	20
B36-0527	24-005272	18	B46-0475	24-004756	1	B46-1514	24-015141	50	BNE-1957	19-019574	1	FE1-D383	36-133833	21
B36-0527	24-005272	20	B46-0493	24-004930	25	B46-1536	24-015363	19	BNE-1958	19-019581	2	FE1-D384	36-133840	19
B36-0528	24-005289	18	B46-0493	24-004930	26	B46-1573	24-015738	5	BNE-1959	19-019598	24	FE1-D389	36-133895	20
B36-0529	24-005296	21	B46-0493	24-004930	27	B46-1576	24-015769	5	BNE-1959	19-019598	25	FE1-D389	36-133895	21
B36-0682	24-006828	23	B46-0493	24-004930	43	B46-1619	24-016193	2	BNE-1959	19-019598	26	FE1-D398	36-133985	29
B36-0686	24-006866	24	B46-0495	24-004954	25	B46-1619	24-016193	47	BNE-1959	19-019598	30	FE1-D398	36-133985	42
B36-0686	24-006866	30	B46-0504	24-005043	20	B46-1619	24-016193	49	BNE-1959	19-019598	31	FE1-D415	36-134151	6
B36-0686	24-006866	43	B46-0504	24-005043	36	B46-2190	24-021906	14	BNE-1959	19-019598	39	FE1-D415	36-134151	46
B36-0703	24-007030	18	B46-0506	24-005067	21	B46-2211	24-022118	44	BNE-1959	19-019598	40	FE1-D415	36-	



Alte Bestellnummer – Neue Bestellnummer

Alt	Neu	Seite	Alt	Neu	Seite	Alt	Neu	Seite	Alt	Neu	Seite	Alt	Neu	Seite
FE1-F929	36-181438	14	FE1-G247	36-162475	27	P30-3001	34-030011	49	PTE-3129	16-031296	2			
FE1-F932	36-159321	15	FE1-G247	36-162475	28	P30-3005	34-030059	2	PTE-3130	16-031302	27			
FE1-F942	36-159420	18	FE1-G247	36-162475	29	P30-3005	34-030059	3	PTE-3130	16-031302	28			
FE1-F944	36-159444	18	FE1-G247	36-162475	41	P30-3006	34-030066	3	PTE-3130	16-031302	29			
FE1-F963	36-159635	5	FE1-G247	36-162475	42	P30-46557	34-465578	53	PTE-3130	16-031302	41			
FE1-F963	36-159635	6	FE1-G248	36-162482	27	P30-46558	34-465585	53	PTE-3130	16-031302	42			
FE1-F964	36-159642	8	FE1-G248	36-162482	28	P30-59452	34-594520	9	R36-5001	34-050019	34			
FE1-F965	36-159659	8	FE1-G248	36-162482	29	P36-0024	34-000243	6	R36-5001	34-050019	35			
FE1-F969	36-159697	8	FE1-G249	36-162499	27	P36-0024	34-000243	7	RE3-5049	34-050491	35			
FE1-F970	36-159703	8	FE1-G249	36-162499	28	P36-0024	34-000243	8	RE3-5049	34-050491	36			
FE1-F971	36-159710	5	FE1-G249	36-162499	29	P36-0024	34-000243	9	RE3-5050	34-050507	34			
FE1-F972	36-159727	6	FE1-G249	36-162499	42	P36-0024	34-000243	10	RE3-5050	34-050507	35			
FE1-F973	36-159734	8	FE1-G251	36-162512	27	P36-0024	34-000243	11	RE3-61220	34-612200	35			
FE1-F974	36-159741	5	FE1-G251	36-162512	28	P36-0031	34-000311	50	RE3-61220	34-612200	36			
FE1-F974	36-159741	6	FE1-G251	36-162512	29	P36-0067	34-000670	22	RE3-H772	34-188620	35			
FE1-F976	36-159765	6	FE1-G251	36-162512	41	P36-0081	34-181539	44	RE3-H772	34-188620	36			
FE1-F977	36-159772	8	FE1-G251	36-162512	42	P36-0081	34-181539	45	V36-0127	35-001270	34			
FE1-F981	36-159819	5	FE1-G254	36-162543	24	P36-0081	34-181539	46	V36-0127	35-001270	35			
FE1-F981	36-159819	6	FE1-G254	36-162543	25	P36-0093	34-000939	17	V36-0128	35-001287	34			
FE1-F982	36-159826	6	FE1-G254	36-162543	31	P36-0110	34-001103	14	V36-0128	35-001287	35			
FE1-F982	36-159826	8	FE1-G254	36-162543	32	P36-0112	34-001127	34	V36-0388	35-003885	34			
FE1-F998	36-159987	38	FE1-G255	36-162550	26	P36-0112	34-001127	35	V36-0388	35-003885	35			
FE1-F999	36-159994	38	FE1-G256	36-162567	26	P36-0112	34-001127	36	V36-0389	35-003892	34			
FE1-G001	36-160013	38	FE1-G257	36-162574	26	P36-0113	34-001134	34	V36-0389	35-003892	35			
FE1-G002	36-160020	38	FE1-G260	36-162604	24	P36-0113	34-001134	35	V36-0390	35-003908	35			
FE1-G024	36-160242	4	FE1-G260	36-162604	30	P36-0115	34-001158	34	V36-0390	35-003908	36			
FE1-G025	36-160259	3	FE1-G265	36-162659	24	P36-0115	34-001158	35	V36-0391	35-003915	35			
FE1-G025	36-160259	4	FE1-G265	36-162659	30	P36-0116	34-001165	34	V36-0391	35-003915	36			
FE1-G026	36-160266	4	FE1-G268	36-162680	24	P36-0116	34-001165	35	V36-0392	35-003922	35			
FE1-G027	36-160273	4	FE1-G268	36-162680	30	P36-0141	34-001417	25	V36-0392	35-003922	36			
FE1-G028	36-160280	3	FE1-G274	36-162741	23	P36-0141	34-001417	32	V36-0393	35-003939	35			
FE1-G030	36-160303	48	FE1-G274	36-162741	25	P36-0141	34-001417	33	V36-0393	35-003939	36			
FE1-G031	36-160310	3	FE1-G274	36-162741	26	P36-0141	34-001417	43	V36-4128	35-041283	15			
FE1-G032	36-160327	2	FE1-G274	36-162741	29	P36-0142	34-001424	27	VE3-60320	35-603207	47			
FE1-G034	36-160341	3	FE1-G278	36-162789	24	P36-0142	34-001424	28	VE3-D246	35-132462	11			
FE1-G035	36-160358	47	FE1-G278	36-162789	25	P36-0142	34-001424	29	VNE-4077	22-040770	15			
FE1-G035	36-160358	48	FE1-G280	36-162802	24	P36-0142	34-001424	41	VNE-4078	22-040787	15			
FE1-G036	36-160365	49	FE1-G280	36-162802	25	P36-0142	34-001424	42	VNE-4079	22-040794	13			
FE1-G037	36-160372	2	FE1-G281	36-162819	31	P36-0146	34-001462	28	VNE-4080	22-040800	12			
FE1-G037	36-160372	49	FE1-G282	36-162826	31	P36-0146	34-001462	29	VNE-4080	22-040800	13			
FE1-G045	36-160457	37	FE1-G283	36-162833	31	P36-0146	34-001462	41	VNE-4081	22-040817	12			
FE1-G046	36-160464	37	FE1-G283	36-162833	32	P36-0146	34-001462	42	VNE-4081	22-040817	13			
FE1-G047	36-160471	37	FE1-G285	36-162857	31	P36-0223	34-002230	6	VNE-4081	22-040817	15			
FE1-G051	36-160518	37	FE1-G285	36-162857	32	P36-0229	34-002292	8	VNE-4082	22-040824	5			
FE1-G070	36-160709	13	FE1-G295	36-162956	9	P36-0231	34-002315	8	VNE-4082	22-040824	12			
FE1-G073	36-160730	13	FE1-G297	36-162970	9	P36-0311	34-003114	27	VNE-4082	22-040824	13			
FE1-G080	36-160808	34	FE1-G298	36-162987	9	P36-0311	34-003114	28	VNE-4082	22-040824	15			
FE1-G083	36-160839	34	FE1-G299	36-162994	9	P36-0311	34-003114	41	VNE-4082	22-040824	17			
FE1-G087	36-160877	33	FE1-G310	36-163106	44	P36-0311	34-003114	42	VNE-4084	22-040848	5			
FE1-G089	36-160891	34	FE1-G310	36-163106	45	P36-0326	34-003268	6	VNE-4084	22-040848	17			
FE1-G094	36-160945	33	FE1-G313	36-163137	44	P36-0326	34-003268	7		24-634649	51			
FE1-G095	36-160952	33	FE1-G313	36-163137	45	P36-0326	34-003268	8		24-634649	52			
FE1-G145	36-161454	27	FE1-G318	36-163182	44	P36-0326	34-003268	9		46-181398	19			
FE1-G145	36-161454	28	FE1-G318	36-163182	45	P36-0326	34-003268	10		46-189868	47			
FE1-G145	36-161454	29	FE1-G319	36-163199	44	P36-0326	34-003268	11		46-189868	48			
FE1-G146	36-161461	27	FE1-G319	36-163199	45	P36-0369	34-003695	5		46-189868	50			
FE1-G146	36-161461	28	FE1-G321	36-163212	44	P36-0370	34-003701	4		46-189943	47			
FE1-G146	36-161461	29	FE1-G321	36-163212	45	P36-0370	34-003701	5						
FE1-G149	36-161492	27	FE1-G324	36-163243	44	P36-3072	34-030721	28						
FE1-G149	36-161492	28	FE1-G378	36-163786	18	P36-3072	34-030721	42						
FE1-G149	36-161492	29	FE1-G404	36-164042	15	P36-3080	34-030806	44						
FE1-G149	36-161492	42	FE1-G411	36-164110	14	P36-3080	34-030806	45						
FE1-G154	36-161546	30	FE1-G432	36-164325	32	P36-3080	34-030806	46						
FE1-G154	36-161546	33	FE1-G432	36-164325	33	PE3-3083	34-030837	44						
FE1-G157	36-161577	41	FE1-G433	36-164332	24	PE3-3083	34-030837	45						
FE1-G158	36-161584	32	FE1-G433	36-164332	25	PE3-3083	34-030837	46						
FE1-G162	36-161621	30	FE1-G433	36-164332	31	PE3-3152	34-031520	44						
FE1-G162	36-161621	33	FE1-G433	36-164332	32	PE3-3152	34-031520	45						
FE1-G164	36-161645	32	FE1-G434	36-164349	31	PE3-3152	34-031520	46						
FE1-G164	36-161645	33	FE1-G434	36-164349	32	PE3-63219	34-632192	9						
FE1-G165	36-161652	41	P30-0001	34-000014	14	PNE-3031	21-030314	44						
FE1-G168	36-161683	27	P30-0014	34-000144	49	PNE-3031	21-030314	45						
FE1-G168	36-161683	28	P30-0017	34-000175	2	PNE-3031	21-030314	46						
FE1-G168	36-161683	29	P30-0017	34-000175	46	PNE-3033	21-030338	47						
FE1-G170	36-161706	32	P30-0017	34-000175	49	PNE-3033	21-030338	48						
FE1-G170	36-161706	33	P30-0023	34-000236	9	PNE-3033	21-030338	49						
FE1-G173	36-161737	27	P30-0025	34-000250	9	PNE-3034	21-030345	2						
FE1-G173	36-161737	28	P30-0034	34-18										



Neue Bestellnummer – Alte Bestellnummer

Neu	Alt	Seite	Neu	Alt	Seite	Neu	Alt	Seite	Neu	Alt	Seite	Neu	Alt	Seite
11-101307	ASP-A130	2	19-019697	BNE-1969	4	24-002486	B46-0248	41	24-007030	B36-0703	18	24-025775	BE3-2577	5
11-101307	ASP-A130	3	19-019772	BNE-1977	42	24-002509	B46-0250	16	24-007047	B36-0704	18	24-027717	BE5-2717	15
11-101307	ASP-A130	47	19-019802	BNE-1980	6	24-002585	B46-0258	41	24-007054	B36-0705	19	24-027724	BE5-2722	15
11-101307	ASP-A130	49	19-019864	BNE-1986	27	24-002608	B46-0260	16	24-007061	B36-0706	19	24-029728	BE3-2972	11
11-101314	ASP-A131	27	19-019864	BNE-1986	28	24-002837	B46-0283	46	24-007078	B36-0707	19	24-060196	BE3-6019	46
11-101314	ASP-A131	28	19-019864	BNE-1986	41	24-002899	B46-0289	44	24-007078	B36-0707	20	24-113366	BE5-B336	20
11-101314	ASP-A131	29	19-019864	BNE-1986	42	24-002936	B46-0293	46	24-007139	B46-0713	18	24-113366	BE5-B336	36
11-101314	ASP-A131	41	19-020037	BNE-2003	32	24-002967	B46-0296	44	24-007146	B46-0714	18	24-113373	BE5-B337	20
11-101314	ASP-A131	42	19-020037	BNE-2003	40	24-002967	B46-0296	45	24-007214	B46-0721	8	24-113373	BE5-B337	36
11-101321	ASP-A132	8	19-020075	BNE-2007	52	24-002967	B46-0296	46	24-007306	B46-0730	6	24-126724	BE3-C672	5
11-101338	ASP-A133	15	19-020082	BNE-2008	37	24-003049	B36-0304	41	24-007306	B46-0730	7	24-126731	BE5-C673	5
11-101345	ASP-A134	6	19-020099	BNE-2009	23	24-003124	B46-0312	39	24-007306	B46-0730	8	24-175616	BE5-H561	12
11-101345	ASP-A134	47	19-020105	BNE-2010	23	24-003148	B46-0314	41	24-007405	B36-0740	12	24-181464	B36-0370	5
11-101345	ASP-A134	48	19-020112	BNE-2011	37	24-003155	B46-0315	41	24-007405	B36-0740	14	24-181464	B36-0370	16
11-101345	ASP-A134	49	19-020150	BNE-2015	4	24-003162	B46-0316	40	24-007405	B36-0740	15	24-181464	B36-0370	22
11-101369	ASP-A136	25	19-020174	BNE-2017	8	24-003179	B46-0317	40	24-007405	B36-0740	38	24-181471	BE3-0380	5
11-101369	ASP-A136	30	19-020198	BNE-2019	52	24-003193	B46-0319	17	24-007405	B36-0740	39	24-181471	B36-0380	16
11-101369	ASP-A136	32	19-028477	BNE-2847	41	24-003193	B46-0319	39	24-007412	B46-0741	13	24-181471	B36-0380	22
11-101369	ASP-A136	33	19-028712	BNE-2871	23	24-003193	B46-0319	40	24-007504	B36-0750	12	24-181488	B46-0040	48
11-101369	ASP-A136	42	19-064512	BNE-6451	22	24-003858	B46-0385	38	24-007504	B36-0750	14	24-181495	B46-0137	2
11-101390	ASP-A139	2	19-064529	BNE-6452	22	24-004107	B46-0410	23	24-007504	B36-0750	15	24-181495	B46-0137	46
11-101390	ASP-A139	46	19-064666	BNE-6466	16	24-004206	B46-0420	23	24-007504	B36-0750	38	24-181495	B46-0137	49
11-101390	ASP-A139	49	19-104300	BNE-A430	50	24-004428	B46-0422	22	24-007504	B36-0750	39	24-181846	BE5-63207	38
11-101413	ASP-A141	4	19-135304	BNE-D530	15	24-004435	B36-0443	16	24-007511	B46-0751	13	24-181853	BE5-63310	2
11-101451	ASP-A145	8	19-135311	BNE-D531	15	24-004459	B36-0445	17	24-007641	B46-0764	14	24-577403	B46-57740	12
11-101918	ASP-A191	33	21-030314	PNE-3031	44	24-004473	B46-0447	16	24-007672	B46-0767	14	24-577410	B36-57741	13
11-101918	ASP-A191	34	21-030314	PNE-3031	45	24-004527	B46-0452	22	24-007702	B46-0770	14	24-577700	B46-57770	12
11-103943	ASP-A394	3	21-030314	PNE-3031	46	24-004534	B36-0453	16	24-007733	B46-0773	14	24-591522	B46-59152	24
11-103943	ASP-A394	4	21-030338	PNE-3033	47	24-004534	B36-0453	17	24-008020	B46-0802	8	24-591522	B46-59152	31
12-116768	AFS-B676	2	21-030338	PNE-3033	48	24-004541	B46-0454	22	24-008037	B46-0803	9	24-599955	BE5-59995	34
12-117321	AFS-B732	3	21-030338	PNE-3033	49	24-004565	B46-0456	22	24-008136	B46-0813	9	24-599962	BE5-59996	34
12-117321	AFS-B732	4	21-030345	PNE-3034	2	24-004572	B46-0457	16	24-008198	B46-0819	9	24-604277	BE5-60427	7
12-117369	AFS-B736	47	21-030345	PNE-3034	46	24-004596	B36-0459	22	24-008198	B46-0819	10	24-618106	BE3-61810	53
12-117369	AFS-B736	49	21-030345	PNE-3034	49	24-004602	B46-0460	22	24-008198	B46-0819	11	24-618113	BE3-61811	53
12-117383	AFS-B738	2	21-030376	PNE-3037	25	24-004626	B36-0462	1	24-008204	B46-0820	52	24-627726	BE5-62772	24
12-117383	AFS-B738	46	21-030376	PNE-3037	30	24-004633	B46-0463	1	24-008204	B46-0820	53	24-627726	BE5-62772	29
12-117383	AFS-B738	49	21-030376	PNE-3037	32	24-004633	B46-0463	2	24-008303	B46-0830	52	24-630016	BE3-63001	8
12-117475	AFS-B747	2	21-030376	PNE-3037	33	24-004657	B46-0465	1	24-008303	B46-0830	53	24-630085	BE3-63008	23
15-062185	BTE-6218	2	21-030376	PNE-3037	42	24-004732	B46-0473	1	24-008372	B46-0837	47	24-631129	BE5-63112	25
15-064677	BTE-6467	16	21-030383	PNE-3038	39	24-004732	B46-0473	2	24-008372	B46-0837	48	24-631129	BE5-63112	31
15-064684	BTE-6468	16	21-030383	PNE-3038	40	24-004732	B46-0473	23	24-008372	B46-0837	50	24-631136	BE3-63113	24
15-100078	BTE-A007	50	21-030383	PNE-3038	41	24-004756	B46-0475	1	24-008716	B46-0871	14	24-631136	BE3-63113	25
15-100078	BTE-A007	51	21-030390	PNE-3039	4	24-004855	B36-0485	25	24-008723	B46-0872	14	24-631136	BE3-63113	31
15-107282	BTE-A728	50	21-030406	PNE-3040	2	24-004862	B36-0486	27	24-008839	B46-0883	24	24-632133	BE5-63213	9
15-107282	BTE-A728	51	21-030406	PNE-3040	3	24-004862	B36-0486	28	24-008839	B46-0883	30	24-632140	BE5-63214	9
15-108418	BTE-A841	51	21-030406	PNE-3040	49	24-004862	B36-0486	41	24-008938	B46-0893	24	24-632157	BE5-63215	3
16-031289	PTE-3128	3	21-030413	PNE-3041	27	24-004862	B36-0486	42	24-008938	B46-0893	30	24-632164	BE5-63216	3
16-031296	PTE-3129	2	21-030413	PNE-3041	28	24-004930	B46-0493	25	24-009089	B46-0908	26	24-632171	BE3-63217	25
16-031302	PTE-3130	27	21-030413	PNE-3041	29	24-004930	B46-0493	26	24-009089	B46-0908	27	24-632171	BE3-63217	26
16-031302	PTE-3130	28	21-030413	PNE-3041	41	24-004930	B46-0493	27	24-009188	B46-0918	24	24-632188	BE3-63218	50
16-031302	PTE-3130	29	21-030413	PNE-3041	42	24-004930	B46-0493	43	24-009188	B46-0918	26	24-632539	BE5-63253	3
16-031302	PTE-3130	41	21-030420	PNE-3042	6	24-004954	B46-0495	25	24-009188	B46-0918	27	24-632560	BE5-63256	3
16-031302	PTE-3130	42	21-030512	PNE-3051	8	24-005012	B36-0501	19	24-009188	B46-0918	29	24-632614	BE5-63261	3
18-002461	B22-0246	18	21-030567	PNE-3056	39	24-005043	B46-0504	20	24-009232	B46-0923	12	24-632621	BE5-63262	3
18-002461	B22-0246	20	22-040770	VNE-4077	15	24-005043	B46-0504	36	24-009294	B46-0929	11	24-632683	BE3-63268	25
18-002461	B22-0246	21	22-040787	VNE-4078	15	24-005067	B46-0506	21	24-009331	B46-0933	12	24-632690	BE5-63269	25
19-019253	BNE-1925	36	22-040794	VNE-4079	13	24-005074	B36-0507	18	24-009492	B36-0949	11	24-632799	BE5-63279	51
19-019253	BNE-1925	37	22-040800	VNE-4080	12	24-005111	B46-0511	19	24-009676	B46-0967	34	24-632799	BE5-63279	52
19-019260	BNE-1926	37	22-040800	VNE-4080	13	24-005111	B46-0511	20	24-009676	B46-0967	35	24-632805	BE5-63280	51
19-019291	BNE-1929	12	22-040817	VNE-4081	12	24-005142	B46-0514	20	24-009676	B46-0967	36	24-632805	BE5-63280	52
19-019291	BNE-1929	13	22-040817	VNE-4081	13	24-005142	B46-0514	36	24-009737	B46-0973	35	24-633369	BE5-63336	26
19-019291	BNE-1929	39	22-040817	VNE-4081	15	24-005166	B60-0516	21	24-009737	B46-0973	36	24-633369	BE5-63336	27
19-019383	BNE-1938	37	22-040824	VNE-4082	5	24-005258	B36-0525	21	24-009744	B46-0974	36	24-633376	BE5-63337	26
19-019437	BNE-1943	39	22-040824	VNE-4082	12	24-005265	B36-0526	21	24-009751	B46-0975	34	24-633376	BE5-63337	27
19-019444	BNE-1944	24	22-040824	VNE-4082	13	24-005272	B36-0527	18	24-009751	B46-0975	35	24-634649		51
19-019444	BNE-1944	26	22-040824	VNE-4082	15	24-005272	B36-0527	20	24-010191	B46-1019	11	24-634649		52
19-019444	BNE-1944	27	22-040824	VNE-4082	17	24-005289	B36-0528	18	24-011044	B46-1104	11	33-067230	BE5-6723	44
19-019444	BNE-1944	30	22-040848	VNE-4084	5	24-005296	B36-0529	21	24-011839	B36-1183	19	33-067230	BE5-6723	45
19-019444	BNE-1944	43	22-040848	VNE-4084	17	24-005340	B46-0534	18	24-011846	B46-1184	19	33-067230	BE5-6723	46
19-019499	BNE-1949	15	24-000024	B46-0002	20	24-005357	B46-0535	21	24-011853	B46-1185	12	34-000014	P30-0001	14
19-019505	BNE-1950	38	24-000123	B46-0012	20	24-005364	B46-0536	21	24-013932	B46-1393	27	34-000144	P30-0014	49
19-019512	BNE-1951	49	24-000321	B46-0032	5	24-005371	B46-0537	18	24-013932	B46-1393	28	34-000175	P30-0017	2
19-019529	BNE-1952	44	24-000321	B46-0032	48	24-005371	B46-0537	20	24-013932	B46-1393	41	34-000175	P30-0017	46
19-019529	BNE-1952	45	24-0003											

Neue Bestellnummer – Alte Bestellnummer

Neu	Alt	Seite	Neu	Alt	Seite	Neu	Alt	Seite	Neu	Alt	Seite	Neu	Alt	Seite
34-001103	P36-0110	14	36-129713	FE1-C971	18	36-160013	FE1-G001	38	36-162604	FE1-G260	30			
34-001127	P36-0112	34	36-129720	FE1-C972	17	36-160020	FE1-G002	38	36-162659	FE1-G265	24			
34-001127	P36-0112	35	36-129720	FE1-C972	17	36-160242	FE1-G024	4	36-162659	FE1-G265	30			
34-001127	P36-0112	36	36-129737	FE1-C973	18	36-160259	FE1-G025	3	36-162680	FE1-G268	24			
34-001134	P36-0113	34	36-129737	FE1-C973	18	36-160259	FE1-G025	4	36-162680	FE1-G268	30			
34-001134	P36-0113	35	36-129737	FE1-C973	20	36-160266	FE1-G026	4	36-162741	FE1-G274	23			
34-001158	P36-0115	34	36-129737	FE1-C973	21	36-160273	FE1-G027	4	36-162741	FE1-G274	25			
34-001158	P36-0115	35	36-129744	FE1-C974	19	36-160280	FE1-G028	3	36-162741	FE1-G274	26			
34-001165	P36-0116	34	36-129782	FE1-C978	17	36-160303	FE1-G030	48	36-162741	FE1-G274	29			
34-001165	P36-0116	35	36-129782	FE1-C978	18	36-160310	FE1-G031	3	36-162789	FE1-G278	24			
34-001219	P30-0121	6	36-129782	FE1-C978	19	36-160327	FE1-G032	2	36-162789	FE1-G278	25			
34-001370	P30-0137	47	36-129782	FE1-C978	20	36-160341	FE1-G034	3	36-162802	FE1-G280	24			
34-001370	P30-0137	48	36-129782	FE1-C978	21	36-160358	FE1-G035	47	36-162802	FE1-G280	25			
34-001370	P30-0137	50	36-129799	FE1-C979	19	36-160358	FE1-G035	48	36-162819	FE1-G281	31			
34-001417	P36-0141	25	36-129829	FE1-C982	14	36-160365	FE1-G036	49	36-162826	FE1-G282	31			
34-001417	P36-0141	32	36-130726	FE1-D072	4	36-160372	FE1-G037	2	36-162833	FE1-G283	31			
34-001417	P36-0141	33	36-130757	FE1-D075	3	36-160372	FE1-G037	49	36-162833	FE1-G283	32			
34-001417	P36-0141	43	36-130757	FE1-D075	4	36-160457	FE1-G045	37	36-162857	FE1-G285	31			
34-001424	P36-0142	27	36-130955	FE1-D095	48	36-160464	FE1-G046	37	36-162857	FE1-G285	32			
34-001424	P36-0142	28	36-130962	FE1-D096	3	36-160471	FE1-G047	37	36-162956	FE1-G295	9			
34-001424	P36-0142	29	36-130979	FE1-D097	2	36-160518	FE1-G051	37	36-162970	FE1-G297	9			
34-001424	P36-0142	41	36-130979	FE1-D097	3	36-160709	FE1-G070	13	36-162987	FE1-G298	9			
34-001424	P36-0142	42	36-131051	FE1-D105	2	36-160730	FE1-G073	13	36-162994	FE1-G299	9			
34-001462	P36-0146	28	36-131051	FE1-D105	46	36-160808	FE1-G080	34	36-163106	FE1-G310	44			
34-001462	P36-0146	29	36-131051	FE1-D105	49	36-160839	FE1-G083	34	36-163106	FE1-G310	45			
34-001462	P36-0146	41	36-131068	FE1-D106	47	36-160877	FE1-G087	33	36-163137	FE1-G313	44			
34-001462	P36-0146	42	36-131105	FE1-D110	47	36-160891	FE1-G089	34	36-163182	FE1-G318	44			
34-002230	P36-0223	6	36-131310	FE1-D131	50	36-160945	FE1-G094	33	36-163182	FE1-G318	44			
34-002292	P36-0229	8	36-131310	FE1-D131	51	36-160952	FE1-G095	33	36-163182	FE1-G318	45			
34-002315	P36-0231	8	36-133086	FE1-D308	3	36-161454	FE1-G145	27	36-163199	FE1-G319	44			
34-003114	P36-0311	27	36-133086	FE1-D308	4	36-161454	FE1-G145	28	36-163199	FE1-G319	45			
34-003114	P36-0311	28	36-133093	FE1-D309	3	36-161454	FE1-G145	29	36-163212	FE1-G321	44			
34-003114	P36-0311	41	36-133093	FE1-D309	4	36-161461	FE1-G146	27	36-163212	FE1-G321	45			
34-003114	P36-0311	42	36-133109	FE1-D310	3	36-161461	FE1-G146	28	36-163243	FE1-G324	44			
34-003268	P36-0326	6	36-133109	FE1-D310	4	36-161461	FE1-G146	29	36-163786	FE1-G378	18			
34-003268	P36-0326	7	36-133116	FE1-D311	4	36-161492	FE1-G149	27	36-164042	FE1-G404	15			
34-003268	P36-0326	8	36-133789	FE1-D378	17	36-161492	FE1-G149	28	36-164110	FE1-G411	14			
34-003268	P36-0326	9	36-133789	FE1-D378	18	36-161492	FE1-G149	29	36-164325	FE1-G432	32			
34-003268	P36-0326	10	36-133796	FE1-D379	17	36-161492	FE1-G149	42	36-164325	FE1-G432	33			
34-003268	P36-0326	11	36-133796	FE1-D379	18	36-161546	FE1-G154	30	36-164332	FE1-G433	24			
34-003695	P36-0369	5	36-133819	FE1-D381	17	36-161546	FE1-G154	33	36-164332	FE1-G433	25			
34-003701	P36-0370	4	36-133826	FE1-D382	19	36-161577	FE1-G157	41	36-164332	FE1-G433	31			
34-003701	P36-0370	5	36-133833	FE1-D383	19	36-161584	FE1-G158	32	36-164332	FE1-G433	32			
34-030011	P30-3001	2	36-133833	FE1-D383	20	36-161621	FE1-G162	30	36-164349	FE1-G434	31			
34-030011	P30-3001	47	36-133833	FE1-D383	21	36-161621	FE1-G162	33	36-164349	FE1-G434	32			
34-030011	P30-3001	49	36-133840	FE1-D384	19	36-161645	FE1-G164	32	36-181438	FE1-F929	14			
34-030059	P30-3005	2	36-133895	FE1-D389	20	36-161645	FE1-G164	33	38-131172	FE1-D117	52			
34-030059	P30-3005	3	36-133895	FE1-D389	21	36-161652	FE1-G165	41	38-131219	FE1-D121	52			
34-030066	P30-3006	3	36-134151	FE1-D415	2	36-161683	FE1-G168	27	38-133985	FE1-D398	29			
34-030721	P36-3072	28	36-134151	FE1-D415	46	36-161683	FE1-G168	28	38-133985	FE1-D398	42			
34-030721	P36-3072	42	36-134151	FE1-D415	49	36-161683	FE1-G168	29	38-161834	FE1-G183	30			
34-030806	P36-3080	44	36-134168	FE1-D416	47	36-161706	FE1-G170	32	38-161834	FE1-G183	33			
34-030806	P36-3080	45	36-134168	FE1-D416	49	36-161706	FE1-G170	33	46-181398		19			
34-030806	P36-3080	46	36-134175	FE1-D417	47	36-161737	FE1-G173	27	46-189868		47			
34-030837	PE3-3083	44	36-134182	FE1-D418	47	36-161737	FE1-G173	28	46-189868		48			
34-030837	PE3-3083	45	36-134182	FE1-D418	49	36-161737	FE1-G173	29	46-189868		50			
34-030837	PE3-3083	46	36-134243	FE1-D424	47	36-161737	FE1-G173	42	46-189943		47			
34-031520	PE3-3152	44	36-134243	FE1-D424	48	36-161744	FE1-G174	32						
34-031520	PE3-3152	45	36-134274	FE1-D427	49	36-161751	FE1-G175	32						
34-031520	PE3-3152	46	36-134281	FE1-D428	49	36-161768	FE1-G176	32						
34-050019	R36-5001	34	36-134298	FE1-D429	2	36-161775	FE1-G177	32						
34-050019	R36-5001	35	36-134465	FE1-D446	52	36-162300	FE1-G230	25						
34-050491	RE3-5049	35	36-134472	FE1-D447	52	36-162314	FE1-G231	32						
34-050491	RE3-5049	36	36-134533	FE1-D453	19	36-162321	FE1-G232	32						
34-050507	RE3-5050	34	36-153930	FE1-F393	6	36-162338	FE1-G233	25						
34-050507	RE3-5050	35	36-153930	FE1-F393	8	36-162390	FE1-G239	27						
34-181515	P30-0034	48	36-153961	FE1-F396	8	36-162390	FE1-G239	28						
34-181515	P30-0034	49	36-154210	FE1-F421	20	36-162390	FE1-G239	41						
34-181539	P36-0081	44	36-154241	FE1-F424	17	36-162390	FE1-G239	42						
34-181539	P36-0081	45	36-154241	FE1-F424	18	36-162406	FE1-G240	32						
34-181539	P36-0081	46	36-155095	FE1-F509	47	36-162413	FE1-G241	32						
34-188620	RE3-H772	35	36-155118	FE1-F511	50	36-162420	FE1-G242	32						
34-188620	RE3-H772	36	36-155118	FE1-F511	51	36-162437	FE1-G243	32						
34-465578	P30-46557	53	36-155125	FE1-F512	50	36-162444	FE1-G244	31						
34-465585	P30-46558	53	36-155125	FE1-F512	51	36-162444	FE1-G244	32						
34-594520	P30-59452	9	36-159048	FE1-F904	37	36-162475	FE1-G247	27						
34-612200	RE3-61220	35	36-159260	FE1-F926	15	36-162475	FE1-G247	28						
34-612200	RE3-61220	36	36-159277	FE1-F927	15	36-162475	FE1-G247	29						
34-632192	PE3-63219	9	36-159321	FE1-F932	15	36-162475	FE1-G247	41						
35-001270	V36-0127	34	36-159420	FE1-F942	18	36-162475	FE1-G247	42						
35-001270	V36-0127	35	36-159444	FE1-F944	18	36-162482	FE1-G248	27						
35-001287	V36-0128	34	36-159635	FE1-F963	5	36-162482	FE1-G248	28						
35-001287	V36-0128	35	36-159635	FE1-F963	6	36-162482	FE1-G248	29						
35-003885	V36-0388	34	36-159642	FE1-F964	8	36-162499	FE1-G249	27						
35-003885	V36-0388	35	36-159659	FE1-F965	8	36-162499	FE1-G249	28						
35-003892	V36-0389	34	36-159697	FE1-F969	8	36-162499	FE1-G249	29						
35-003892	V36-0389	35	36-159703	FE1-F970	8	36-162499	FE1-G249	42						
35-003908	V36-0390													





Hinweise	Instructions
ab Nutzlast ...	from payload ...
Abstand der Befestigungsbohrungen vorn ...	fixing hole pitches at the front ...
Achsbeingehäuse mit Außengewinde M52x1,5	axle strut housing with external thread M52x1,5
Achslast ab: ...	axle load from: ...
Achslast bis: ...	axle load to: ...
Allrad	all-wheel drive
Alteilrückgabe erforderlich	used part return required
Außendurchmesser Federbein vorn ...	outside diameter strut ...
Ausstattung: ...	equipment: ...
Automatik	automatic transmission
Baumuster: ...	mark: ...
Befestigungsbohrungen vorn gerade übereinander	fixing bore at front straight one upon another
Befestigungsbohrungen vorn versetzt übereinander	fixing bore at front staggered one upon another
Bereifung: für Doppelbereifung	tyres: with dual tyres
Bereifung: für Einfachbereifung	tyres: for single tyres
bis Nutzlast ...	to payload ...
Dicke: ...	thickness: ...
ein Dämpfer pro Rad	one per wheel
Einrohr Upside Down	mono tube upside down
Einrohrsystem	mono-tube
erhöhte zul. Achslast bei Anhängerbetrieb	higher max. axle load for trailer operation
Federbeinhersteller BILSTEIN	suspension strut manufacturer BILSTEIN
Federbeinhersteller Boge	suspension strut manufacturer Boge
Federunterlage beachten	spring pads must be observed
Felge: ...	rim: ...
Frontantrieb	front wheel drive
für Campingfahrzeuge	for campers
Für einige Rad/Reifenkomb. sind Distanzscheiben erforderlich	spacers required for several wheel/tyre combinations
für gepanzerte Fahrzeuge	for armoured vehicles
für Irland	only for Ireland
Gewindemaß: ...	thread: ...
harte Ausführung	hard version
Heckantrieb	rear wheel drive
höhenverstellbar	height adjustable
Kenngroße: ...	characteristic: ...
kurzer Radstand	short wheelbase
langer Radstand	long wheelbase

Hinweise	Instructions
max. Last: ...	max. load: ...
mit ABS	with ABS
mit Abstandshülse	with spacer tube
mit AC	with AC
mit AHK	for vehicles with towbar
mit Allradlenkung	with four wheel steering
mit Blattfederung	with leaf-spring suspension
mit Dichtung	with gasket
mit Doppelquerlenkerachse	with double wishbone axle
mit Drehstabfederung	with torsion bar suspension
mit Einzelradaufhängung	with independent wheel suspension
mit elektr. Dämpfungkraftregulierung	with electronic suspension control
mit Kugellager	with ball bearing
mit Luftfederung	with pneumatic suspension
mit M-Technik	with M-technics
mit Niveauregulierung	with ride height adjustment
mit Pendelachse	with swing axle
mit Scheibenbremse	with disc brake
mit Schraubenfederachse	with coil spring axle
mit Schraubenfederung	with coil spring suspension
mit Servolenkung	with power steering
mit Stabilisator	with stabilizer
mit Starrachse	with rigid axle
mit Trommelbremse	with drum brake
mit Unibal-Gelenklager	with unibal joint bearing
Multigelenkachse	multilink axle
nicht für erhöhte Nutzlast	not for increased payload
nicht für Irland	not for Ireland
nicht für Schaltgetriebe 6 Gang	not for 6 speed manual transmission
nicht für Westeuropa (Gesamt)	not for Western Europe (total)
nicht: 1BH	not for: 1BH
nicht: Land	not for: Country
nicht: el. Verdeck	not for: soft top
nicht: M 030	not for: M 030
nicht: Outback	not for: Outback
nicht: RS	not for: RS
Niveauregulierung nach Umbau inaktiv	self-levelling inactive after modification
nur für Fahrzeuge mit Basisachse	for vehicles with "Basisachse" only
nur für Fahrzeuge mit Plusachse	for vehicles with "Plusachse" only

Hinweise

Instructions

nur für verschraubte Federbeine	for bolted struts only
nur in Verbindung mit ...	only in connection with ...
Öffnung der Befestigungsschelle vorn ...	opening of fixing clamp at front ...
ohne 3. Sitzreihe	without 3rd seating row
ohne ABC	without ABC
ohne ABS	without ABS
ohne AC	without AC
ohne ADS	without ADS
ohne AHK	for vehicles without towbar
ohne Allradlenkung	without four wheel steering
ohne AMG-Sportpaket	without AMG-Sports-Package
ohne Kugellager	without ball bearing
ohne Luftfederung	without air suspension
ohne M-Technik	without M-technics
ohne Niveauregulierung	without ride height adjustment
ohne Schlechtwegeausführung	without offroad suspension
ohne Servolenkung	without power steering
ohne Sportfahrwerk	without sport suspension
ohne Stabilisator	for vehicles without stabilizer
ohne tiefergelegtes Fahrwerk	without lowered chassis
ohne TÜV-Gutachten	without roadworthy certificate
Produktionsland: Großbritannien	production country: Great Britain
Produktionsland: Japan	production country: Japan
Punktzahl Vorn: ...	number of points front: ...
Rebound: ...	rebound: ...
Schaltgetriebe	manual transmission
Schlechtwegeausführung	offroad suspension
Schnellreparaturservice	quick repair service
Schraubenfeder	spring
Serienfederteller muss benutzt werden	serie production spring seat must be used
siehe Gutachten!	see expertise!
Sportfahrwerk	sport suspension
Standardfahrwerk	standard suspension
straffere Einstellung	firmer setting
tiefergelegtes Fahrwerk	lowered suspension
Tieferlegung lt. GA: ...	lowering (expertise): ...
Verstärkte Ausführung	heavy duty version
verstärkte Radaufhängung	reinforced wheel suspension
weiche Ausführung	soft version
zusätzliche Originalteile erforderlich	additional original parts required
zwei Dämpfer pro Rad	two per wheel

Hinweise

Instructions

Zweirohrsystem	twin-tube system
----------------	------------------

ThyssenKrupp Bilstein Tuning GmbH

Milsper Straße 214, D-58256 Ennepetal

Postfach 1151, D-58240 Ennepetal

☎ +49 (0)2333 791-44 44

☎ +49 (0)2333 791-44 00

✉ info@bilstein.de

www.bilstein.com

